



Community Development Department
Building Division - Commercial New Construction Plan Check and Inspection
Effective Date - November 1, 2019

IBC/ICC Class	IBC/ICC Occupancy Type	Project Size Threshold	Construction Types: I A, I B		Types: II A, III A, V A		Types: II B, III B, IV, V B	
			Base Cost @ Threshold Size	Cost for Each Additional 100 s.f. *	Base Cost @ Threshold Size	Cost for Each Additional 100 s.f. *	Base Cost @ Threshold Size	Cost for Each Additional 100 s.f. *
A-1	Assembly Fixed Seating	2,000	\$ 8,384	\$ 101.06	\$ 6,987	\$ 84.24	\$ 5,589	\$ 67.36
-	-	10,000	\$ 16,469	\$ 101.55	\$ 13,726	\$ 84.59	\$ 10,978	\$ 67.68
-	-	20,000	\$ 26,624	\$ 34.75	\$ 22,185	\$ 28.96	\$ 17,746	\$ 23.19
-	-	40,000	\$ 33,573	\$ 11.12	\$ 27,976	\$ 9.27	\$ 22,384	\$ 7.41
-	-	100,000	\$ 40,243	\$ 6.97	\$ 33,537	\$ 5.81	\$ 26,829	\$ 4.64
		200,000	\$ 47,213	\$ 23.61	\$ 39,344	\$ 19.70	\$ 31,473	\$ 15.73
A-2	Assembly Food / Drink	300	\$ 9,265	\$ 423.67	\$ 7,724	\$ 353.00	\$ 6,176	\$ 282.33
-	-	1,500	\$ 14,349	\$ 515.33	\$ 11,960	\$ 429.33	\$ 9,564	\$ 343.73
-	-	3,000	\$ 22,079	\$ 137.77	\$ 18,400	\$ 114.73	\$ 14,720	\$ 91.87
-	-	6,000	\$ 26,212	\$ 42.62	\$ 21,842	\$ 35.54	\$ 17,476	\$ 28.40
-	-	15,000	\$ 30,048	\$ 27.55	\$ 25,041	\$ 22.93	\$ 20,032	\$ 18.35
		30,000	\$ 34,180	\$ 113.93	\$ 28,481	\$ 94.92	\$ 22,785	\$ 75.96
A-2	Restaurant Tenant Improvements	500	\$ 5,127	\$ 164.50	\$ 4,277	\$ 136.80	\$ 3,421	\$ 109.35
-	-	2,500	\$ 8,417	\$ 186.44	\$ 7,013	\$ 155.36	\$ 5,608	\$ 124.44
-	-	5,000	\$ 13,078	\$ 55.74	\$ 10,897	\$ 46.44	\$ 8,719	\$ 37.08
-	-	10,000	\$ 15,865	\$ 17.53	\$ 13,219	\$ 14.64	\$ 10,573	\$ 11.71
-	-	25,000	\$ 18,494	\$ 11.14	\$ 15,415	\$ 9.28	\$ 12,330	\$ 7.43
		50,000	\$ 21,279	\$ 42.52	\$ 17,736	\$ 35.49	\$ 14,188	\$ 28.40
A-2	Restaurant - Shell Building	1,000	\$ 5,499	\$ 92.30	\$ 4,580	\$ 76.95	\$ 3,670	\$ 61.43
-	-	5,000	\$ 9,191	\$ 97.64	\$ 7,658	\$ 81.38	\$ 6,127	\$ 65.14
-	-	10,000	\$ 14,073	\$ 32.60	\$ 11,727	\$ 27.15	\$ 9,384	\$ 21.71
-	-	20,000	\$ 17,333	\$ 10.40	\$ 14,442	\$ 8.68	\$ 11,555	\$ 6.94
-	-	50,000	\$ 20,454	\$ 6.51	\$ 17,047	\$ 5.42	\$ 13,637	\$ 4.34
		100,000	\$ 23,711	\$ 23.70	\$ 19,758	\$ 19.77	\$ 15,806	\$ 15.80
A-3	Assembly Worship / Other	1,000	\$ 7,921	\$ 147.58	\$ 6,602	\$ 122.95	\$ 5,283	\$ 98.35
-	-	5,000	\$ 13,824	\$ 157.98	\$ 11,520	\$ 131.68	\$ 9,217	\$ 105.36
-	-	10,000	\$ 21,723	\$ 51.83	\$ 18,104	\$ 43.16	\$ 14,485	\$ 34.53
-	-	20,000	\$ 26,906	\$ 16.52	\$ 22,420	\$ 13.78	\$ 17,938	\$ 11.02
-	-	50,000	\$ 31,863	\$ 10.37	\$ 26,555	\$ 8.64	\$ 21,243	\$ 6.91
		100,000	\$ 37,048	\$ 37.02	\$ 30,874	\$ 30.92	\$ 24,700	\$ 24.71
A-4	Assembly Indoor Sporting	1,000	\$ 8,064	\$ 149.33	\$ 6,719	\$ 124.50	\$ 5,375	\$ 99.63
-	-	5,000	\$ 14,037	\$ 160.76	\$ 11,699	\$ 134.02	\$ 9,360	\$ 107.16
-	-	10,000	\$ 22,075	\$ 52.31	\$ 18,400	\$ 43.56	\$ 14,718	\$ 34.87
-	-	20,000	\$ 27,306	\$ 16.67	\$ 22,756	\$ 13.88	\$ 18,205	\$ 11.11
-	-	50,000	\$ 32,306	\$ 10.45	\$ 26,921	\$ 8.71	\$ 21,538	\$ 6.97
		100,000	\$ 37,533	\$ 37.51	\$ 31,278	\$ 31.30	\$ 25,024	\$ 25.02
A-5	Assembly Outdoor	1,000	\$ 8,064	\$ 149.33	\$ 6,719	\$ 124.50	\$ 5,375	\$ 99.63
-	-	5,000	\$ 14,037	\$ 160.76	\$ 11,699	\$ 134.02	\$ 9,360	\$ 107.16
-	-	10,000	\$ 22,075	\$ 52.31	\$ 18,400	\$ 43.56	\$ 14,718	\$ 34.87
-	-	20,000	\$ 27,306	\$ 16.67	\$ 22,756	\$ 13.88	\$ 18,205	\$ 11.11
-	-	50,000	\$ 32,306	\$ 10.45	\$ 26,921	\$ 8.71	\$ 21,538	\$ 6.97
		100,000	\$ 37,533	\$ 37.51	\$ 31,278	\$ 31.30	\$ 25,024	\$ 25.02




Community Development Department
Building Division - Commercial New Construction Plan Check and Inspection
Effective Date - November 1, 2019

IBC/ICC Class	IBC/ICC Occupancy Type	Project Size Threshold	Construction Types: I A, I B		Types: II A, III A, V A		Types: II B, III B, IV, V B	
			Base Cost @ Threshold Size	Cost for Each Additional 100 s.f. *	Base Cost @ Threshold Size	Cost for Each Additional 100 s.f. *	Base Cost @ Threshold Size	Cost for Each Additional 100 s.f. *
B	Banks	500	\$ 8,142	\$ 290.15	\$ 6,786	\$ 241.50	\$ 5,431	\$ 193.20
-	-	2,500	\$ 13,945	\$ 330.48	\$ 11,616	\$ 275.56	\$ 9,295	\$ 220.40
-	-	5,000	\$ 22,207	\$ 98.16	\$ 18,505	\$ 81.88	\$ 14,805	\$ 65.46
-	-	10,000	\$ 27,115	\$ 30.90	\$ 22,599	\$ 25.73	\$ 18,078	\$ 20.59
-	-	25,000	\$ 31,750	\$ 19.63	\$ 26,459	\$ 16.34	\$ 21,166	\$ 13.08
		50,000	\$ 36,657	\$ 73.32	\$ 30,543	\$ 61.08	\$ 24,437	\$ 48.87
B	Laundromat	200	\$ 7,131	\$ 498.63	\$ 5,944	\$ 415.13	\$ 4,755	\$ 332.25
-	-	1,000	\$ 11,120	\$ 560.60	\$ 9,265	\$ 467.40	\$ 7,413	\$ 373.60
-	-	2,000	\$ 16,726	\$ 170.35	\$ 13,939	\$ 142.00	\$ 11,149	\$ 113.70
-	-	4,000	\$ 20,133	\$ 53.70	\$ 16,779	\$ 44.77	\$ 13,423	\$ 35.80
-	-	10,000	\$ 23,355	\$ 34.10	\$ 19,465	\$ 28.39	\$ 15,571	\$ 22.70
		20,000	\$ 26,765	\$ 133.83	\$ 22,304	\$ 111.52	\$ 17,841	\$ 89.23
B	Medical Office	500	\$ 8,897	\$ 282.45	\$ 7,414	\$ 235.19	\$ 5,931	\$ 188.35
-	-	2,500	\$ 14,546	\$ 324.44	\$ 12,119	\$ 270.52	\$ 9,698	\$ 216.24
-	-	5,000	\$ 22,657	\$ 95.18	\$ 18,882	\$ 79.32	\$ 15,104	\$ 63.48
-	-	10,000	\$ 27,416	\$ 29.89	\$ 22,848	\$ 24.89	\$ 18,278	\$ 19.93
-	-	25,000	\$ 31,899	\$ 19.03	\$ 26,581	\$ 15.85	\$ 21,267	\$ 12.68
		50,000	\$ 36,657	\$ 73.32	\$ 30,543	\$ 58.22	\$ 24,437	\$ 48.87
B	Medical Office Tenant Improvements	500	\$ 3,595	\$ 119.20	\$ 2,995	\$ 99.35	\$ 2,397	\$ 79.40
-	-	2,500	\$ 5,979	\$ 128.28	\$ 4,982	\$ 108.44	\$ 3,985	\$ 85.56
-	-	5,000	\$ 9,186	\$ 41.74	\$ 7,693	\$ 34.04	\$ 6,124	\$ 27.80
-	-	10,000	\$ 11,273	\$ 13.32	\$ 9,395	\$ 11.07	\$ 7,514	\$ 8.90
-	-	25,000	\$ 13,271	\$ 8.35	\$ 11,056	\$ 6.97	\$ 8,849	\$ 5.56
		50,000	\$ 15,359	\$ 30.72	\$ 12,798	\$ 25.58	\$ 10,239	\$ 20.50
B	Offices	1,000	\$ 8,853	\$ 159.43	\$ 7,375	\$ 132.90	\$ 5,901	\$ 106.33
-	-	5,000	\$ 15,230	\$ 176.44	\$ 12,691	\$ 147.12	\$ 10,154	\$ 117.64
-	-	10,000	\$ 24,052	\$ 55.01	\$ 20,047	\$ 45.82	\$ 16,036	\$ 36.67
-	-	20,000	\$ 29,553	\$ 17.41	\$ 24,629	\$ 14.51	\$ 19,703	\$ 11.60
-	-	50,000	\$ 34,777	\$ 10.99	\$ 28,981	\$ 9.16	\$ 23,184	\$ 7.33
		100,000	\$ 40,271	\$ 40.24	\$ 33,559	\$ 33.56	\$ 26,848	\$ 26.87
B	Office Tenant Improvements	500	\$ 1,822	\$ 304.40	\$ 1,518	\$ 253.80	\$ 1,216	\$ 203.20
-	-	1,000	\$ 4,092	\$ 76.12	\$ 3,410	\$ 63.43	\$ 2,729	\$ 50.75
-	-	5,000	\$ 5,975	\$ 66.74	\$ 4,979	\$ 55.60	\$ 3,983	\$ 44.52
-	-	10,000	\$ 9,312	\$ 23.84	\$ 7,759	\$ 19.85	\$ 6,209	\$ 15.88
-	-	20,000	\$ 11,696	\$ 7.69	\$ 9,744	\$ 6.41	\$ 7,797	\$ 5.11
-	-	50,000	\$ 14,002	\$ 4.73	\$ 11,666	\$ 3.96	\$ 9,331	\$ 3.17
		100,000	\$ 16,368	\$ 16.38	\$ 13,647	\$ 13.63	\$ 10,915	\$ 10.91
B	Medical Offices - Shell Building	1,000	\$ 6,979	\$ 111.30	\$ 5,818	\$ 92.68	\$ 4,655	\$ 74.05
-	-	5,000	\$ 11,431	\$ 127.04	\$ 9,525	\$ 105.88	\$ 7,617	\$ 84.80
-	-	10,000	\$ 17,783	\$ 37.62	\$ 14,819	\$ 31.40	\$ 11,857	\$ 25.10
-	-	20,000	\$ 21,545	\$ 11.85	\$ 17,959	\$ 9.86	\$ 14,367	\$ 7.89
-	-	50,000	\$ 25,099	\$ 7.51	\$ 20,918	\$ 6.25	\$ 16,733	\$ 5.00
		100,000	\$ 28,852	\$ 28.86	\$ 24,042	\$ 24.07	\$ 19,232	\$ 19.22




Community Development Department
Building Division - Commercial New Construction Plan Check and Inspection
Effective Date - November 1, 2019

IBC/ICC Class	IBC/ICC Occupancy Type	Project Size Threshold	Construction Types: I A, I B		Types: II A, III A, V A		Types: II B, III B, IV, V B	
			Base Cost @ Threshold Size	Cost for Each Additional 100 s.f. *	Base Cost @ Threshold Size	Cost for Each Additional 100 s.f. *	Base Cost @ Threshold Size	Cost for Each Additional 100 s.f. *
B	Office - Shell Building	1,000	\$ 6,794	\$ 108.88	\$ 5,664	\$ 90.63	\$ 4,531	\$ 72.43
-	-	5,000	\$ 11,149	\$ 123.34	\$ 9,289	\$ 102.86	\$ 7,428	\$ 82.40
-	-	10,000	\$ 17,316	\$ 37.02	\$ 14,432	\$ 30.81	\$ 11,548	\$ 24.63
-	-	20,000	\$ 21,018	\$ 11.63	\$ 17,513	\$ 9.70	\$ 14,011	\$ 7.75
-	-	50,000	\$ 24,506	\$ 7.40	\$ 20,422	\$ 6.16	\$ 16,336	\$ 4.93
		100,000	\$ 28,204	\$ 28.19	\$ 23,502	\$ 23.52	\$ 18,800	\$ 18.80
E	Education > 6 Persons	1,000	\$ 6,116	\$ 124.40	\$ 5,097	\$ 103.63	\$ 4,079	\$ 82.88
-	-	5,000	\$ 11,092	\$ 122.04	\$ 9,242	\$ 101.82	\$ 7,394	\$ 81.42
-	-	10,000	\$ 17,194	\$ 45.72	\$ 14,333	\$ 38.04	\$ 11,465	\$ 30.43
-	-	20,000	\$ 21,766	\$ 14.80	\$ 18,137	\$ 12.34	\$ 14,508	\$ 9.88
-	-	50,000	\$ 26,206	\$ 9.15	\$ 21,838	\$ 7.62	\$ 17,472	\$ 6.09
		100,000	\$ 30,779	\$ 30.74	\$ 25,649	\$ 25.66	\$ 20,519	\$ 20.52
E	Daycare > 6 > 2 1/2 years old	1,000	\$ 5,425	\$ 115.48	\$ 4,521	\$ 96.28	\$ 3,617	\$ 76.98
-	-	5,000	\$ 10,044	\$ 108.22	\$ 8,372	\$ 90.26	\$ 6,696	\$ 72.24
-	-	10,000	\$ 15,455	\$ 43.36	\$ 12,885	\$ 36.08	\$ 10,308	\$ 28.87
-	-	20,000	\$ 19,791	\$ 14.13	\$ 16,493	\$ 11.77	\$ 13,195	\$ 9.42
-	-	50,000	\$ 24,030	\$ 8.66	\$ 20,024	\$ 7.22	\$ 16,020	\$ 5.78
		100,000	\$ 28,360	\$ 28.35	\$ 23,632	\$ 23.65	\$ 18,909	\$ 18.93
F-1	Factory Moderate Hazard	1,000	\$ 7,898	\$ 147.18	\$ 6,578	\$ 122.75	\$ 5,263	\$ 98.15
-	-	5,000	\$ 13,785	\$ 157.40	\$ 11,488	\$ 131.30	\$ 9,189	\$ 105.00
-	-	10,000	\$ 21,655	\$ 51.77	\$ 18,053	\$ 43.06	\$ 14,439	\$ 34.46
-	-	20,000	\$ 26,832	\$ 16.49	\$ 22,359	\$ 13.74	\$ 17,885	\$ 11.01
-	-	50,000	\$ 31,778	\$ 10.33	\$ 26,482	\$ 8.61	\$ 21,188	\$ 6.89
		100,000	\$ 36,945	\$ 36.95	\$ 30,787	\$ 30.79	\$ 24,631	\$ 24.63
F-2	Factory Low Hazard	1,000	\$ 8,785	\$ 139.75	\$ 7,321	\$ 116.55	\$ 5,855	\$ 93.28
-	-	5,000	\$ 14,375	\$ 160.18	\$ 11,983	\$ 133.38	\$ 9,586	\$ 106.68
-	-	10,000	\$ 22,384	\$ 47.17	\$ 18,652	\$ 39.33	\$ 14,920	\$ 31.48
-	-	20,000	\$ 27,101	\$ 14.85	\$ 22,585	\$ 12.36	\$ 18,068	\$ 9.90
-	-	50,000	\$ 31,557	\$ 9.46	\$ 26,294	\$ 7.89	\$ 21,039	\$ 6.31
		100,000	\$ 36,287	\$ 36.29	\$ 30,240	\$ 30.25	\$ 24,192	\$ 24.22
H-1	High Hazard Explosion	1,000	\$ 7,258	\$ 120.18	\$ 6,046	\$ 100.20	\$ 4,838	\$ 80.10
-	-	5,000	\$ 12,065	\$ 129.64	\$ 10,054	\$ 108.02	\$ 8,042	\$ 86.42
-	-	10,000	\$ 18,547	\$ 42.01	\$ 15,455	\$ 35.02	\$ 12,363	\$ 28.03
-	-	20,000	\$ 22,748	\$ 13.38	\$ 18,957	\$ 11.13	\$ 15,166	\$ 8.92
-	-	50,000	\$ 26,762	\$ 8.41	\$ 22,297	\$ 7.02	\$ 17,842	\$ 5.60
		100,000	\$ 30,967	\$ 30.99	\$ 25,806	\$ 25.83	\$ 20,644	\$ 20.66
H-2	High Hazard Acc. Burning	1,000	\$ 7,258	\$ 120.18	\$ 6,046	\$ 100.20	\$ 4,838	\$ 80.10
-	-	5,000	\$ 12,065	\$ 129.64	\$ 10,054	\$ 108.02	\$ 8,042	\$ 86.42
-	-	10,000	\$ 18,547	\$ 42.01	\$ 15,455	\$ 35.02	\$ 12,363	\$ 28.03
-	-	20,000	\$ 22,748	\$ 13.38	\$ 18,957	\$ 11.13	\$ 15,166	\$ 8.92
-	-	50,000	\$ 26,762	\$ 8.41	\$ 22,297	\$ 7.02	\$ 17,842	\$ 5.60
		100,000	\$ 30,967	\$ 30.99	\$ 25,806	\$ 25.83	\$ 20,644	\$ 20.66




Community Development Department
Building Division - Commercial New Construction Plan Check and Inspection
Effective Date - November 1, 2019

IBC/ICC Class	IBC/ICC Occupancy Type	Project Size Threshold	Construction Types: I A, I B		Types: II A, III A, V A		Types: II B, III B, IV, V B	
			Base Cost @ Threshold Size	Cost for Each Additional 100 s.f. *	Base Cost @ Threshold Size	Cost for Each Additional 100 s.f. *	Base Cost @ Threshold Size	Cost for Each Additional 100 s.f. *
H-3	High Hazard Combustible	200	\$ 6,469	\$ 523.13	\$ 5,390	\$ 436.00	\$ 4,314	\$ 348.50
-	-	1,000	\$ 10,654	\$ 584.50	\$ 8,878	\$ 486.90	\$ 7,102	\$ 389.60
-	-	2,000	\$ 16,499	\$ 179.25	\$ 13,747	\$ 149.45	\$ 10,998	\$ 119.60
-	-	4,000	\$ 20,084	\$ 56.72	\$ 16,736	\$ 47.28	\$ 13,390	\$ 37.80
-	-	10,000	\$ 23,487	\$ 35.89	\$ 19,573	\$ 29.90	\$ 15,658	\$ 23.91
		20,000	\$ 27,076	\$ 135.38	\$ 22,563	\$ 112.81	\$ 18,049	\$ 90.24
H-4	High Hazard Health Toxic	1,000	\$ 8,235	\$ 132.80	\$ 6,865	\$ 110.65	\$ 5,492	\$ 88.48
-	-	5,000	\$ 13,547	\$ 149.16	\$ 11,291	\$ 124.32	\$ 9,031	\$ 99.46
-	-	10,000	\$ 21,005	\$ 45.36	\$ 17,507	\$ 37.78	\$ 14,004	\$ 30.24
-	-	20,000	\$ 25,541	\$ 14.34	\$ 21,285	\$ 11.93	\$ 17,028	\$ 9.56
-	-	50,000	\$ 29,842	\$ 9.05	\$ 24,865	\$ 7.55	\$ 19,897	\$ 6.03
		100,000	\$ 34,366	\$ 34.39	\$ 28,638	\$ 28.66	\$ 22,910	\$ 22.94
H-5	High Hazard Semiconductor	1,000	\$ 9,203	\$ 145.13	\$ 7,669	\$ 120.95	\$ 6,136	\$ 96.70
-	-	5,000	\$ 15,008	\$ 168.34	\$ 12,507	\$ 140.26	\$ 10,004	\$ 112.26
-	-	10,000	\$ 23,425	\$ 48.67	\$ 19,520	\$ 40.55	\$ 15,617	\$ 32.42
-	-	20,000	\$ 28,292	\$ 15.24	\$ 23,575	\$ 12.70	\$ 18,859	\$ 10.17
-	-	50,000	\$ 32,864	\$ 9.75	\$ 27,385	\$ 8.12	\$ 21,909	\$ 6.49
		100,000	\$ 37,737	\$ 37.75	\$ 31,446	\$ 31.46	\$ 25,156	\$ 25.19
I-1	Institutional Supervised Care	1,000	\$ 7,888	\$ 147.10	\$ 6,571	\$ 122.63	\$ 5,258	\$ 98.13
-	-	5,000	\$ 13,772	\$ 157.24	\$ 11,476	\$ 131.10	\$ 9,183	\$ 104.82
-	-	10,000	\$ 21,634	\$ 51.72	\$ 18,031	\$ 43.07	\$ 14,424	\$ 34.48
-	-	20,000	\$ 26,806	\$ 16.49	\$ 22,338	\$ 13.73	\$ 17,872	\$ 10.99
-	-	50,000	\$ 31,754	\$ 10.35	\$ 26,458	\$ 8.63	\$ 21,168	\$ 6.91
		100,000	\$ 36,928	\$ 36.92	\$ 30,775	\$ 30.77	\$ 24,621	\$ 24.62
I-2	Institutional Hospitals	1,000	\$ 9,348	\$ 165.88	\$ 7,788	\$ 138.28	n.a.	n.a.
-	-	5,000	\$ 15,983	\$ 186.28	\$ 13,319	\$ 155.32	n.a.	n.a.
-	-	10,000	\$ 25,297	\$ 56.75	\$ 21,085	\$ 47.21	n.a.	n.a.
-	-	20,000	\$ 30,972	\$ 17.86	\$ 25,806	\$ 14.89	n.a.	n.a.
-	-	50,000	\$ 36,331	\$ 11.34	\$ 30,274	\$ 9.46	n.a.	n.a.
		100,000	\$ 41,999	\$ 42.00	\$ 35,002	\$ 35.01	n.a.	n.a.
I-3	Institutional Restrained Care	5,000	\$ 9,019	\$ 32.33	\$ 7,516	\$ 26.94	\$ 6,012	\$ 21.55
-	-	25,000	\$ 15,485	\$ 35.93	\$ 12,903	\$ 29.96	\$ 10,322	\$ 23.97
-	-	50,000	\$ 24,467	\$ 11.14	\$ 20,392	\$ 9.27	\$ 16,315	\$ 7.41
-	-	100,000	\$ 30,036	\$ 3.51	\$ 25,028	\$ 2.92	\$ 20,022	\$ 2.34
-	-	250,000	\$ 35,297	\$ 2.22	\$ 29,412	\$ 1.85	\$ 23,529	\$ 1.47
I-4	Institutional Daycare > 6	1,000	\$ 7,230	\$ 138.68	\$ 6,025	\$ 115.55	n.a.	n.a.
-	Convalescent Hospital	5,000	\$ 12,777	\$ 144.14	\$ 10,647	\$ 120.26	n.a.	n.a.
-	-	10,000	\$ 19,984	\$ 49.49	\$ 16,660	\$ 41.19	n.a.	n.a.
-	-	20,000	\$ 24,933	\$ 15.87	\$ 20,779	\$ 13.22	n.a.	n.a.
-	-	50,000	\$ 29,695	\$ 9.89	\$ 24,744	\$ 8.25	n.a.	n.a.
		100,000	\$ 34,642	\$ 34.66	\$ 28,868	\$ 28.88	n.a.	n.a.



Community Development Department
Building Division - Commercial New Construction Plan Check and Inspection
Effective Date - November 1, 2019

IBC/ICC Class	IBC/ICC Occupancy Type	Project Size Threshold	Construction Types: I A, I B		Types: II A, III A, V A		Types: II B, III B, IV, V B	
			Base Cost @ Threshold Size	Cost for Each Additional 100 s.f. *	Base Cost @ Threshold Size	Cost for Each Additional 100 s.f. *	Base Cost @ Threshold Size	Cost for Each Additional 100 s.f. *
M	Mercantile	500	\$ 7,888	\$ 294.20	\$ 6,571	\$ 245.25	\$ 5,258	\$ 196.10
-	-	2,500	\$ 13,772	\$ 314.52	\$ 11,476	\$ 262.20	\$ 9,180	\$ 209.80
-	-	5,000	\$ 21,635	\$ 103.42	\$ 18,031	\$ 86.14	\$ 14,425	\$ 68.94
-	-	10,000	\$ 26,806	\$ 32.99	\$ 22,338	\$ 27.47	\$ 17,872	\$ 21.97
-	-	25,000	\$ 31,754	\$ 20.67	\$ 26,458	\$ 17.23	\$ 21,168	\$ 13.79
		50,000	\$ 36,922	\$ 73.86	\$ 30,765	\$ 61.56	\$ 24,615	\$ 49.19
M	Retail Tenant Improvements	500	\$ 4,287	\$ 142.70	\$ 3,574	\$ 118.60	\$ 2,858	\$ 95.00
-	-	2,500	\$ 7,141	\$ 152.92	\$ 5,946	\$ 127.56	\$ 4,758	\$ 102.04
-	-	5,000	\$ 10,964	\$ 49.96	\$ 9,135	\$ 41.66	\$ 7,309	\$ 33.28
-	-	10,000	\$ 13,462	\$ 15.91	\$ 11,218	\$ 13.28	\$ 8,973	\$ 10.63
-	-	25,000	\$ 15,849	\$ 9.98	\$ 13,210	\$ 8.32	\$ 10,567	\$ 6.66
		50,000	\$ 18,343	\$ 36.67	\$ 15,290	\$ 30.58	\$ 12,231	\$ 24.47
M	Store - Shell Building	1,000	\$ 6,901	\$ 110.40	\$ 5,753	\$ 91.88	\$ 4,606	\$ 73.38
-	-	5,000	\$ 11,317	\$ 125.44	\$ 9,428	\$ 104.64	\$ 7,541	\$ 83.72
-	-	10,000	\$ 17,589	\$ 37.39	\$ 14,660	\$ 31.13	\$ 11,727	\$ 24.92
-	-	20,000	\$ 21,328	\$ 11.73	\$ 17,773	\$ 9.79	\$ 14,219	\$ 7.83
-	-	50,000	\$ 24,848	\$ 7.49	\$ 20,710	\$ 6.23	\$ 16,569	\$ 4.98
		100,000	\$ 28,593	\$ 28.60	\$ 23,826	\$ 23.86	\$ 19,061	\$ 19.05
R-1	Transient - Hotel / Motel	2,000	\$ 16,267	\$ 138.63	\$ 13,556	\$ 115.54	\$ 10,846	\$ 92.40
-	-	10,000	\$ 27,357	\$ 171.01	\$ 22,799	\$ 142.48	\$ 18,238	\$ 114.03
-	-	20,000	\$ 44,458	\$ 44.65	\$ 37,047	\$ 37.22	\$ 29,641	\$ 29.76
-	-	40,000	\$ 53,388	\$ 13.76	\$ 44,491	\$ 11.46	\$ 35,592	\$ 9.17
-	-	100,000	\$ 61,644	\$ 8.92	\$ 51,367	\$ 7.44	\$ 41,093	\$ 5.95
		200,000	\$ 70,563	\$ 35.29	\$ 58,804	\$ 29.40	\$ 47,042	\$ 23.51
R-2	Apartment / Condo >2 Units	1,000	\$ 6,450	\$ 128.63	\$ 5,378	\$ 107.13	\$ 4,300	\$ 85.73
-	-	5,000	\$ 11,595	\$ 128.76	\$ 9,663	\$ 107.32	\$ 7,729	\$ 85.90
-	-	10,000	\$ 18,033	\$ 46.77	\$ 15,029	\$ 38.98	\$ 12,024	\$ 31.16
-	-	20,000	\$ 22,710	\$ 15.11	\$ 18,927	\$ 12.59	\$ 15,140	\$ 10.08
-	-	50,000	\$ 27,243	\$ 9.38	\$ 22,703	\$ 7.82	\$ 18,164	\$ 6.26
		100,000	\$ 31,934	\$ 31.93	\$ 26,613	\$ 26.62	\$ 21,293	\$ 21.29
R-3.1	24 Hour Care < 6 Persons	1,000	\$ 6,943	\$ 134.95	\$ 5,786	\$ 112.43	\$ 4,628	\$ 89.93
	-	5,000	\$ 12,341	\$ 138.46	\$ 10,283	\$ 115.48	\$ 8,225	\$ 92.38
	-	10,000	\$ 19,264	\$ 48.52	\$ 16,057	\$ 40.39	\$ 12,844	\$ 32.32
-	-	20,000	\$ 24,116	\$ 15.58	\$ 20,096	\$ 12.98	\$ 16,076	\$ 10.39
-	-	50,000	\$ 28,790	\$ 9.71	\$ 23,991	\$ 8.10	\$ 19,193	\$ 6.48
		100,000	\$ 33,647	\$ 33.64	\$ 28,040	\$ 28.04	\$ 22,432	\$ 22.44
S-1	Mod. Haz. (Comb.) Storage	1,000	\$ 5,502	\$ 92.35	\$ 4,588	\$ 76.88	\$ 3,671	\$ 61.43
-	-	5,000	\$ 9,196	\$ 97.68	\$ 7,663	\$ 81.46	\$ 6,128	\$ 65.20
-	-	10,000	\$ 14,080	\$ 32.59	\$ 11,736	\$ 27.11	\$ 9,388	\$ 21.70
-	-	20,000	\$ 17,339	\$ 10.40	\$ 14,447	\$ 8.68	\$ 11,558	\$ 6.95
-	-	50,000	\$ 20,460	\$ 6.53	\$ 17,050	\$ 5.44	\$ 13,643	\$ 4.35
		100,000	\$ 23,727	\$ 23.73	\$ 19,771	\$ 19.78	\$ 15,818	\$ 15.82



Community Development Department
Building Division - Commercial New Construction Plan Check and Inspection
Effective Date - November 1, 2019

IBC/ICC Class	IBC/ICC Occupancy Type	Project Size Threshold	Construction Types: I A, I B		Types: II A, III A, V A		Types: II B, III B, IV, V B	
			Base Cost @ Threshold Size	Cost for Each Additional 100 s.f. *	Base Cost @ Threshold Size	Cost for Each Additional 100 s.f. *	Base Cost @ Threshold Size	Cost for Each Additional 100 s.f. *
S-2	Low Haz. (Non-Com.) Storage	1,000	\$ 5,710	\$ 94.95	\$ 4,758	\$ 79.15	\$ 3,809	\$ 63.13
-	-	5,000	\$ 9,508	\$ 101.72	\$ 7,924	\$ 84.76	\$ 6,334	\$ 67.92
-	-	10,000	\$ 14,594	\$ 33.36	\$ 12,162	\$ 27.77	\$ 9,730	\$ 22.23
-	-	20,000	\$ 17,930	\$ 10.61	\$ 14,939	\$ 8.86	\$ 11,953	\$ 7.08
-	-	50,000	\$ 21,114	\$ 6.66	\$ 17,597	\$ 5.54	\$ 14,077	\$ 4.44
		100,000	\$ 24,445	\$ 24.45	\$ 20,368	\$ 20.39	\$ 16,295	\$ 16.29
U-1	Agriculture Building	200	\$ 2,848	\$ 191.25	\$ 2,374	\$ 158.88	\$ 1,900	\$ 127.25
-	-	1,000	\$ 4,378	\$ 207.60	\$ 3,645	\$ 173.60	\$ 2,918	\$ 138.90
-	-	2,000	\$ 6,454	\$ 66.40	\$ 5,381	\$ 55.30	\$ 4,307	\$ 44.15
-	-	4,000	\$ 7,782	\$ 21.12	\$ 6,487	\$ 17.53	\$ 5,190	\$ 14.03
-	-	10,000	\$ 9,049	\$ 13.26	\$ 7,539	\$ 11.06	\$ 6,032	\$ 8.84
		20,000	\$ 10,375	\$ 51.86	\$ 8,645	\$ 43.23	\$ 6,916	\$ 34.59
-	Miscellaneous Shell Buildings	1,000	\$ 6,979	\$ 111.30	\$ 5,818	\$ 92.68	\$ 4,655	\$ 74.05
-	-	5,000	\$ 11,431	\$ 127.04	\$ 9,525	\$ 105.88	\$ 7,617	\$ 84.80
-	-	10,000	\$ 17,783	\$ 37.62	\$ 14,819	\$ 31.40	\$ 11,857	\$ 25.10
-	-	20,000	\$ 21,545	\$ 11.85	\$ 17,959	\$ 9.86	\$ 14,367	\$ 7.89
-	-	50,000	\$ 25,099	\$ 7.51	\$ 20,918	\$ 6.25	\$ 16,733	\$ 5.00
		100,000	\$ 28,852	\$ 28.86	\$ 24,042	\$ 24.07	\$ 19,232	\$ 19.22
-	Lab / R&D - Shell Building	1,000	\$ 3,232	\$ 63.18	\$ 2,696	\$ 52.60	\$ 2,157	\$ 41.98
-	-	5,000	\$ 5,759	\$ 52.52	\$ 4,800	\$ 43.72	\$ 3,836	\$ 35.08
-	-	10,000	\$ 8,385	\$ 24.89	\$ 6,986	\$ 20.75	\$ 5,590	\$ 16.60
-	-	20,000	\$ 10,874	\$ 8.25	\$ 9,061	\$ 6.88	\$ 7,250	\$ 5.50
-	-	50,000	\$ 13,350	\$ 4.96	\$ 11,126	\$ 4.12	\$ 8,900	\$ 3.30
		100,000	\$ 15,828	\$ 15.85	\$ 13,188	\$ 13.21	\$ 10,551	\$ 10.55

* Each additional 100 square feet, or portion thereof, up to the next highest project size threshold.