


Town Fee Schedule
Effective Date - November 1, 2019


TABLE OF CONTENTS

<u>Section</u>	<u>Page</u>
Fee Schedule	
Administration	2
Animal Services	3
Code Compliance	5
Community and Special Events	6
Engineering	7
Facilities	8
Parking	9
Police	10
Public Works	11
Transit	12
Planning Fee Schedule	13
Residential Plan Check	16
Residential Inspection	17
Residential Total	18
Commercial Plan Check	19
Commercial Inspection	25
Commercial Total	31
Building Miscellaneous	37
Traffic Impact Fee	40




**Town Fee Schedule
Modified April 1, 2020**

Department	Service Title	Recovery Basis	2019 Fees
Administration	Notary Service	Fee set by the State of California	\$ 15.00
Administration	Copies of Fair Political Practices Commission (FPPC) Forms	Fee set by the State of California	\$ 0.10
Administration	Black and White Document Printing and Copying	Per page up to 11" X17" black and white printing and copying that requires an outside vendor will be billed at cost	\$ 0.10
Administration	Color Document Printing and Copying	Per page up to 11" X17" color printing and copying that requires an outside vendor will be billed at cost	\$ 0.15
Administration	Copies over 11 X 17	Copies over 11" X17" require an outside vendor and will be billed per the vendor invoice	
Administration	Copies related to Subpoena Requests	Set by State; \$15.00 or \$0.10 per page, whichever is higher	\$ 15.00
Administration	Release of Lien	Set by CA Code Sec 27361.3 & 27361.4; Plus cost of mailing fees	\$ 20.00
Administration	Returned Check Processing	Per check; CA Code Sec. 1719	\$ 25.00
Administration	Returned Check Processing - 2nd Offense	Per check; CA Code Sec. 1719	\$ 35.00
Administration	Administrative Citation not paid within forty-five (45) days of issuance	x.x% late payment charge on the original fine amount	25%
Administration	Administrative Citation not paid within ninety (90) days of issuance	x.x% late payment charge on the original fine amount	50%
Administration	Document Certification	Per certification	\$ 27.00
Administration	Compact Disc (CD's of records)	Per CD (cost)	\$ 3.00
Administration	Municipal Code Subscription	\$xx.xx per subscriber per year	\$ 75.00
Administration	Grant Application/Housing Rev	Attempt to recover costs for Grant administration	
Administration	Aerial Photography	Full cost	
Administration	Studies & Reports	Full cost	
Administration	Report Generation	Hourly rate necessary to generate a report	
Administration	Appeals to Council	Full cost based on appropriate hourly rate; administered as a deposit	




Town Fee Schedule
Effective Date - November 1, 2019

Department	Service Title	Recovery Basis	2019 Fees
Animal Services	Animal Control Services	Dog License (Neutered)	\$ 12.00
Animal Services	Animal Control Services	Dog License (Un-neutered)	\$ 32.00
Animal Services	Animal Control Services	Duplicate/Replacement Tag	\$ 3.00
Animal Services	Animal Control Services	Potentially dangerous/vicious	\$ 142.00
Animal Services	Animal Control Services	Late Penalty	\$ 12.00
Animal Services	Animal Control Services	Euthanasia Fee - Dog	\$ 180.00
Animal Services	Animal Control Services	Euthanasia Fee - Cat	\$ 136.00
Animal Services	Animal Control Services	Animal Turn in Fee - Dog	\$ 75.00
Animal Services	Animal Control Services	Animal Turn in Fee - Cat	\$ 44.00
Animal Services	Animal Control Services	Disposal Fee - Dogs & Cats - Actual cost, varies by weight and service request	\$ 65.00
Animal Services	Animal Control Services	Disposal Fee - Hourly Rate for Large animals plus actual equipment costs	\$ 96.00
Animal Services	Animal Boarding Services	\$x.xx per day per dog	\$ 15.00
Animal Services	Animal Boarding Services	\$x.xx per day per cat	\$ 7.00
Animal Services	Vaccination Required	First Violation	\$ 25.00
Animal Services	License of Dog Required	First Violation	\$ 25.00
Animal Services	Display of Metallic License Tag Required	First Violation	\$ 25.00
Animal Services	Unlawful use of Rabies or License Tag	First Violation	\$ 50.00
Animal Services	Kennel License Required	First Violation	\$ 100.00
Animal Services	Animals Prohibited in Food Establishments	First Violation	\$ 50.00
Animal Services	Animal Running at Large Prohibited	First Violation	\$ 75.00
Animal Services	Animals Running at Large at Regional Park	First Violation	\$ 75.00
Animal Services	Dogs Running at Large on Farm Prohibited	First Violation	\$ 100.00
Animal Services	Dogs Pursuing Livestock, Protected Animals or Game Animals	First Violation	\$ 100.00
Animal Services	Female Dog in Heat Running at Large Accessibility Prohibited	First Violation	\$ 75.00
Animal Services	Nuisances by Animals	First Violation	\$ 75.00
Animal Services	Potentially Dangerous or Vicious Dog	First Violation	\$ 100.00
Animal Services	Dead Animals or Fowl	First Violation	\$ 100.00




Town Fee Schedule
Effective Date - November 1, 2019

Department	Service Title	Recovery Basis	2019 Fees
Animal Services	Violation of Isolation or Quarantine Order of a Biting Animal or Animal Exposed to Rabies	First Violation	\$ 100.00
Animal Services	All Violations	Second Violation - Double the first offense fine	
Animal Services	All Violations	Third Violation - double the second offense fine	
Animal Services	Services not stated elsewhere and after-hour call backs	Hourly rate. After regular business hours, after hours 1.5 times the hourly rate. Fully allocated cost of abating nuisance & lacking voluntary payment, including all direct costs. After hours before midnight, minimum of two hours, after midnight, minimum of four hours, both at overtime rates.	\$ 96.00
Animal Services	Vehicle Abandonment/Abatement	Voluntarily abated. Actual hourly rate plus fully-loaded overhead rate.	
Animal Services	Vehicle Abandonment/Abatement	Town abates. Actual hourly rate plus fully-loaded overhead rate, plus tow charges	
Animal Services	Animal Control Contract	Recover all costs	
Animal Services	Animal Boarding Services	Actual Costs - other animals	
Animal Services	Water Craft Inspection Fees	Monthly per vessel	\$ 10.00
Animal Services	Water Craft Inspection Fees	Summer Season (May through September) per vessel	\$ 25.00
Animal Services	Water Craft Inspection Fees	Donner only Summer Season per vessel	\$ 20.00
Animal Services	Water Craft Inspection Fees	Annual per vessel	\$ 40.00
Animal Services	Water Craft Inspection Fees	Commercial Fleet Donner Only for up to 25 vessels	\$ 100.00
Animal Services	Water Craft Inspection Fines	First Violation	\$ 100.00
Animal Services	Water Craft Inspection Fines	Second Violation - Double the first offense fine	\$ 200.00
Animal Services	Water Craft Inspection Fines	Third or More Violation/Per Violation	\$ 500.00




Town Fee Schedule
Effective Date - November 1, 2019

Department	Service Title	Recovery Basis	2019 Fees
Code Compliance	Administrative Citation written for Municipal Code Violations	First Violation	\$ 100.00
Code Compliance	Administrative Citation written for Municipal Code Violations	Second Violation	\$ 200.00
Code Compliance	Administrative Citation written for Municipal Code Violations	Third Violation	\$ 500.00
Code Compliance	Code-Compliance Services not stated elsewhere	Hourly rate plus fully-loaded overhead rate	\$ 167.00
Code Compliance	Inspections outside normal business hours	Hourly rate, based on 1.5 hours	\$ 252.00
Code Compliance	Site Inspections (customer request) Service of Inspection Warrant, Preparation of Court Documents and Courtroom Testimony	Hourly rate, one hour minimum	\$ 167.00
Code Compliance	Zoning/Code Compliance (In addition to any Court-imposed penalty)	1 st Contact/Inspection - No Charge	
Code Compliance	Zoning/Code Compliance (In addition to any Court-imposed penalty)	2 nd Contact/Failure to Comply	\$ 289.00
Code Compliance	Zoning/Code Compliance (In addition to any Court-imposed penalty)	3 rd Contact/Failure to Comply	\$ 386.00
Code Compliance	Zoning/Code Compliance (In addition to any Court-imposed penalty)	4 th Contact/Failure to Comply	\$ 578.00
Code Compliance	Zoning/Code Compliance (In addition to any Court-imposed penalty)	Warning Notice Posting (Red Tag, N & O, NNC). One hour staff time.	\$ 167.00
Code Compliance	After-the-Fact Permit Fee and Penalty	Double the original permit fee	



Town Fee Schedule
Effective Date - November 1, 2019

Department	Service Title	Recovery Basis	2019 Fees
Community and Special Events	Community Event/Festival Permit - Tier I Basic Event Permit	\$x.xx per permit + direct costs for Police, Public Works personnel & equipment	\$ 260.00
Community and Special Events	Community Event/Festival Permit - Tier II Traffic Control Event Permit	\$x.xx per permit + direct costs for Police, Public Works personnel & equipment	\$ 536.00
Community and Special Events	Community Event/Festival Permit - Police Service	Hourly rate per officer per hour for Police services for events	\$ 75.00
Community and Special Events	Community Event/Festival Permit - Police Overtime Service	Hourly rate per officer per hour for Overtime Police services for events	\$ 97.00
Community and Special Events	Community Event/Festival Permit - Police Watercraft	Hourly rate for Police Watercraft for events	\$ 27.00
Community and Special Events	Alcoholic Beverage License Letter		\$ 28.00
Community and Special Events	Reserved Parking in the Downtown Paid Parking District	Per hour/Per space/for spaces on Donner Pass Road	\$ 1.50
Community and Special Events	Reserved Parking in the Downtown Paid Parking District	Per hour/Per space/for spaces on Jibboom and West River Street	\$ 1.00
Community and Special Events	Community Event/Festival Permit - Public Works Service	Actual labor costs plus overhead	
Community and Special Events	An Alcoholic Beverage Control License from the State of California is required for events that sell or provide Alcohol to the public.		
Community and Special Events	Your insurance carrier may charge a fee for the certificate of insurance that is required for your event		




Town Fee Schedule
Effective Date - November 1, 2019

Department	Service Title	Recovery Basis	2019 Fees
Engineering	Hourly Rate	Hourly	\$ 173.00
Engineering	Subdivision Improvement Agreement	Per request	\$ 3,769.00
Engineering	Traffic Mitigation Fee Deferral Agreement	Per request	\$ 1,396.00
Engineering	Improvement Deferral Agreement	Per request	\$ 698.00
Engineering	Revenue Neutrality Calculation	Per request	\$ 4,606.00
Engineering	Early Grading Permit	Per request	\$ 2,233.00
Engineering	Hold Harmless and Maintenance Agreement	Per request	\$ 698.00
Engineering	Encroachment Permit	Per permit	\$ 293.00
Engineering	Driveway Plan Check and Inspection-Single Family Residence	Per permit	\$ 293.00
Engineering	Engineering Utility Plan Check and Inspection	x.x% of valuation of estimated construction cost	2.00%
Engineering	Grading and Improvement Plan Check	x.x% of valuation ¹ : 1 st \$50,000 of estimated construction costs.	5.00%
Engineering	Grading and Improvement Plan Check	x.x% of valuation ¹ : \$50,000 - \$250,000.	3.00%
Engineering	Grading and Improvement Plan Check	x.x% of valuation ¹ over \$250,000.	1.00%
Engineering	Grading and Improvement Inspection	x.x% of valuation ¹ : 1 st \$50,000 of estimated construction costs.	6.00%
Engineering	Grading and Improvement Inspection	x.x% of valuation ¹ : \$50,000 - \$250,000	4.00%
Engineering	Grading and Improvement Inspection	x.x% of valuation ¹ : over \$250,000	1.50%
Engineering	Traffic and Facilities Impact Fees	See Impact Fee Program	


¹ On-site valuation based on temporary and permanent BMPs including all construction BMPs and permanent drainage/treatment BMPs.

Off-site valuation based on improvements for new or reconstructed roadways, driveways, sidewalks, trails, curb, gutter and parking




Town Fee Schedule
Effective Date - November 1, 2019

Department	Service Title	Recovery Basis	2019 Fees
Facilities	After hours room use	Per hour	\$ 53.00




Town Fee Schedule
Effective Date - November 1, 2019

Department	Service Title	Recovery Basis	2019 Fees
Parking	Parking Ticket	Curb Parking	\$ 30.00
Parking	Parking Ticket	License Plate Missing	\$ 30.00
Parking	Parking Ticket	Metered Parking	\$ 30.00
Parking	Parking Ticket	No Parking Anytime	\$ 30.00
Parking	Parking Ticket	No Parking During Designated Hours	\$ 30.00
Parking	Parking Ticket	Parking Prohibited on Roadway for Vehicle Repair, Maintenance and Sales	\$ 30.00
Parking	Parking Ticket	Permit Parking	\$ 30.00
Parking	Parking Ticket	Prohibition of Advertising Vehicles for Sale on Public Property	\$ 30.00
Parking	Parking Ticket	Prohibition of Stopping, Standing, Parking	\$ 30.00
Parking	Parking Ticket	Tab Improperly Placed	\$ 30.00
Parking	Parking Ticket	Violating Parking within Parking Space	\$ 30.00
Parking	Parking Ticket	Time Limit Parking Zones	\$ 30.00
Parking	Parking Ticket	Parking in Bike Lanes Prohibited	\$ 30.00
Parking	Parking Ticket	Continuous Violation	\$ 60.00
Parking	Parking Ticket	Loading/Unloading Zones	\$ 60.00
Parking	Parking Ticket	Non-Electric Vehicle Parking in Designated Electric Vehicle Space	\$ 60.00
Parking	Parking Ticket	Residential Permit Parking	\$ 60.00
Parking	Parking Ticket	Violating Temporary Parking Signs	\$ 60.00
Parking	Parking Ticket	Parked Over 72 Hours	\$ 60.00
Parking	Parking Ticket	Blocking Public or Private Driveway	\$ 150.00
Parking	Parking Ticket	Removal of Chalk Mark	\$ 150.00
Parking	Parking Ticket	Fire Hydrant	\$ 150.00
Parking	Parking Ticket	No Parking in Crosswalk	\$ 150.00
Parking	Parking Ticket	No Parking November 1 - April 30	\$ 150.00
Parking	Parking Ticket	No Parking on Sidewalk	\$ 150.00
Parking	Parking Ticket	Obstructing Snow Removal	\$ 150.00
Parking	Parking Ticket	Obstructing Travel Lane	\$ 150.00
Parking	Parking Ticket	Parking on Private Property	\$ 150.00
Parking	Parking Ticket	Blocking Fire Station Driveway	\$ 300.00
Parking	Parking Ticket	Handicapped Parking and Access	\$ 300.00
Parking	Parking Violations	Refer to the Nevada County Bail Schedule	
Parking	Parking Citation Not Paid Within Twenty-One (21) Days of Issuance or Appeal Decision	25% late payment charge on the original fine amount	25%
Parking	Parking Citation Not Paid Within Thirty-Five (35) Days of Issuance or Appeal Decision	50% late payment charge on the original fine amount	50%




Town Fee Schedule
Effective Date - November 1, 2019

Department	Service Title	Recovery Basis	2019 Fees
Police	Alcoholic Beverage License Letter		\$ 28.00
Police	Background Clearance Letter		\$ 27.00
Police	False Alarms (# +)	1-3 within 60 days	\$ 50.00
Police	False Alarms (# +)	4 within 90 days	\$ 100.00
Police	Fingerprints	Hard Copy	\$ 20.00
Police	Fingerprints	Live Scan \$x.xx plus Department of Justice fees	\$ 20.00
Police	Firearms Dealer Auth. Letter		\$ 14.00
Police	Photograph	Per page, printed on standard paper	\$ 0.10
Police	Police Reports	Per Page	\$ 0.10
Police	Repossession of Vehicles		\$ 20.00
Police	Video CD	Per CD	\$ 3.00
Police	Tow Company Annual Permit		\$ 142.00
Police	Vehicle Release/Impound	No charge for private tow or stolen vehicles	\$ 163.00
Police	Watercraft Rental Provider Annual Permit	Actual staff costs	\$ 104.00
Police	Weapon Storage	Storage of weapons confiscated in accordance with state law, per weapon, per surrender	\$ 20.00
Police	Weapon Storage (Monthly)	Charge per month after the initial 30 days	\$ 50.00
Police	Taxicab Driver Licensing Fees	Fingerprints/Criminal History check	\$ 68.00
Police	Taxicab Driver Licensing Fees	Department of Motor Vehicle history	\$ 11.00
Police	Taxicab Driver Licensing Fees	Decal/Permit expense	\$ 26.00
Police	Taxicab Driver Licensing Fees	Administrative Costs, based on hourly	\$ 49.00
Police	DUI Cost Recovery		\$ 226.00




Town Fee Schedule
Effective Date - November 1, 2019

Department	Service Title	Recovery Basis	2019 Fees
Public Works	Spilled Load Clean-Up	Fully allocated hourly rates & all direct costs for clean-up & to aggressively pursue offenders, including potential insurance claims	
Public Works	Hazardous Materials Clean-Up	Fully allocated hourly rates & all direct costs for clean-up & to aggressively pursue offenders, including potential insurance claims	
Public Works	Damage to Town Property	Fully allocated cost of repair of property, including staff time & material costs, bill to offender	
Public Works	Special Private Protection	Fully allocated hourly rates of personnel used	



Town Fee Schedule
Effective Date - November 1, 2019


Department	Service Title	Recovery Basis	2019 Fees
Transit	Fixed Route	Per ride adult	Free
Transit	Fixed Route	Per ride senior or person with disability	Free
Transit	Fixed Route	Per ride child under 12	Free
Transit	Dial-A-Ride	ADA Certified Passenger	Free
Transit	Dial-A-Ride	Per ride adult	\$ 6.00
Transit	Dial-A-Ride	Per ride senior or person with disability	\$ 2.00
Transit	Dial-A-Ride	Per ride child under 12	\$ 2.00
Transit	Dial-A-Ride	Punch Pass	\$ 20.00



**Community Development Department
Planning Division
Fee Schedule for Land Use/Zoning Applications
Effective Date - November 1, 2019**

Updated 1/3/2020

Description	Method of Fee Calculation		Application Fee	Application Deposit
Administrative Fee for Past Due Invoices	Up to 30% of the invoice amount	(4)	30%	
Annexation Review	Deposit/charges at fully allocated hourly rates			\$ 7,500
Appeal to Planning Commission	Per application		\$ 681	
Appeal to Town Council	Per application		\$ 1,019	
Cannabis License Monitoring	Deposit			\$ 500
Certificate of Compliance, 1 to 2 parcels	Deposit	(1)		\$ 1,500
Certificate of Compliance, 3 or more	Deposit	(1)		\$ 2,500
Change of Address	Per request		\$ 204	
Child Day Care for Large Family Day Care Homes	Per application. Additional charges for Building Official review may apply.	(1)	\$ 271	
Comprehensive Sign Program	Deposit			\$ 500
Development Code and Zoning Map Amendments	Deposit	(1)		\$ 6,500
Development Permit	Deposit	(1)		\$ 6,500
Documents and Reports	At cost of reproduction - see current Planning Division Document Price List			
Easement Abandonment	Deposit	(1)		\$ 1,250
Environmental Impact Report	Deposit			\$ 6,500
Final Map, 5 or more parcels	Deposit	(1)		\$ 3,000
Fish & Wildlife Fee Administration	Town processing fee	(3)	\$ 70	
General Plan Amendment	Deposit	(1)		\$ 7,500
Historic Demolition Review	Deposit	(1)		\$ 5,000
Historic Design Review, Major	Deposit			\$ 2,000
Historic Design Review, Minor	Per application		\$ 271	
Historic Variance	Deposit	(1)		\$ 1,500
Home Occupation Permit	Per application. Additional charges for Building Official review may apply.	(1)	\$ 271	
Hourly Rate for Planning Staff	Hourly		\$ 160	
Improvement Security Administration	Per security		\$ 264	
Landscaping Inspection	Per application		\$ 265	
Lot Line Adjustment	Deposit	(1)		\$ 2,000
Mailing Fees for Notices	Actual cost	(5)		
Minor Modifications	Deposit			\$ 650
Mitigation Monitoring - Construction	Per application		\$ 1,362	
Mitigation Monitoring - Long Term	Deposit			\$ 5,000
Outdoor Dining Permit Annual Fee	Annual Fee		\$ 323	
Parcel Map, 4 or less parcels	Deposit	(1)		\$ 3,000
Planned Development	Deposit			\$ 7,500
Preliminary Application Review	Deposit			\$ 750
Project Amendment	Deposit			\$ 3,000
Reversion to Acreage, 4 or less parcels	Deposit			\$ 2,500
Reversion to Acreage, 5 or more parcels	Deposit			\$ 3,000




**Community Development Department
Planning Division
Fee Schedule for Land Use/Zoning Applications
Effective Date - November 1, 2019**

Updated 1/3/2020

Description	Method of Fee Calculation		Application Fee	Application Deposit
Sign Permit Review	Per application		\$ 271	
Specific Plan/Master Plan Amendment	Deposit	(1)		\$ 7,500
Specific Plan/Master Plan Proposal	Specific deposit estimated based upon scope of project	(1)		\$ 7,500
Street Abandonment	Deposit			\$ 1,250
Street Naming/Change	Per request		\$ 681	
Temporary Sign Permit	Per application		\$ 204	
Temporary Use Permit, Hourly Rate	Hourly rate		\$ 160	
Temporary Use Permit	Deposit	(1)		\$ 750
Tentative Map, 4 or less parcels	Deposit	(1)		\$ 2,500
Tentative Map, 5 or more parcels	Deposit	(1)		\$ 6,500
Time Extension	Deposit			\$ 1,500
Use Permit, Major	Deposit	(1)		\$ 6,500
Use Permit, Minor	Deposit	(1)		\$ 3,000
Variance	Deposit	(1)		\$ 3,000
Zoning Clearance	Deposit	(2)		\$ 650

- (1) A fee, based on the Nevada County Department of Environmental Health (NCEHD) hourly rate, will be charged if the application needs to be reviewed by the NCEHD. The fee is a deposit for one hour of review time by the NCEHD. An applicant may be charged directly by Nevada County for additional fees if the project requires more than one hour of review time. The NCEHD hourly rate is currently **\$186.86** and may be adjusted by NCEHD mid-year.
- (2) The fee will be charged if a zoning clearance application is submitted prior to the submittal of the building permit application or if no building permit is required for the proposed land use.
- (3) The Fish and Wildlife administration fee is charged to applications with set fee for which a Negative Declaration or Environmental Impact Report is adopted. Applications with deposits are to be charged at the hourly rate for administration of the Fish and Wildlife Fee. The applicant is responsible for paying the Fish and Wildlife and County Clerk fees. Fees are subject to change on January 1 of each year.

Fish and Wildlife Fees (subject to change)	Effective Jan 1, 2020
Statutorily or categorically exempt from California Environmental Quality Act	No Fee
For project for which a (mitigated) negative declaration is prepared	\$ 2,406.75
For projects for which an Environmental Impact Report (EIR) is prepared	\$ 3,343.25
For projects subject to a certified regulatory program pursuant to CEQA Section 21080.5	\$ 1,136.50
County Clerk Processing Fee	\$ 50.00



**Community Development Department
Planning Division
Fee Schedule for Land Use/Zoning Applications
Effective Date - November 1, 2019**

Updated 1/3/2020

- (4) Invoices issued for balances due on Planning Division deposit projects are due within 30 days. If an invoice is not paid within 90 days following the invoice date, an administrative fee of 30% of the invoice amount will be charged to cover collections costs and the invoice will be sent to collections.
- (5) Current mailing fees are \$0.78 for a regular mailing, which includes the cost of the envelope, label, color copy, and postage. Current cost for postcard mailing is \$0.65, which includes the cost of a color postcard and postage. Fees subject to change mid-year based on USPS postage rates.


Fees for Multiple Applications

For projects with multiple land use/zoning permit applications, the fees will be charged as follows:

- (a) For projects with two or more application with deposit fees, the highest deposit for the individual applications will be collected, and the project will be charged at the allocated staff hourly rate (**\$160 per hour**). For example, the deposit fee for a project with a lot line adjustment and a historic variance will be \$2,000.
- (b) For projects with an application(s) with a set fee and an application(s) with a deposit fee, the entire project (including work done for the application with the set fee) will be charged at the allocated staff hourly rate. The highest deposit fee of the individual applications will be collected.
- (c) For projects with two or more applications with set fees, the highest set fee for an application and 50% of the fee for the other applications will be collected. For example, the fee for a project with a minor historic design review and a temporary sign permit will be **\$373** (**\$271** fee for the minor historic design review plus 50% of the **\$204** fee for the temporary sign permit, **\$102**).


Miscellaneous

- (a) Charges that will be applied to the deposit include planning staff hourly rate (**\$160 per hour**), engineering staff hourly rate (**\$173 per hour**), building staff hourly rate (**\$176 per hour**), town surveyor actual costs, consultant actual costs, newspaper publication costs, and other direct costs charged to the Town for the processing of the application.
- (b) The Community Development Director may reduce the application deposit at time of application submittal if the Director finds that the estimated hours and costs to process the application are substantially less than the deposit. The applicant will still be responsible for all actual costs to process the application. Also, an additional deposit may be required from the applicant after the application is submitted if over 75% of the deposit is expended prior to completion of the application.




**Community Development Department
Building Division - Residential New Construction Plan Check
Effective Date - November 1, 2019**

IBC/CC Class	IBC/CC Occupancy Type	Project Size Threshold	Construction Types: I A, I B		Construction Types: II A, III A, V A		Construction Types: II B, III B, IV, V B	
			Base Cost @ Threshold Size	Cost for Each Additional 100 s.f. *	Base Cost @ Threshold Size	Cost for Each Additional 100 s.f. *	Base Cost @ Threshold Size	Cost for Each Additional 100 s.f. *
R-3	Dwelling Conversion	100	\$ 219	\$ 4.31	\$ 184	\$ 45.83	\$ 146	\$ 36.63
-	-	500	\$ 440	\$ 5.76	\$ 366	\$ 36.62	\$ 294	\$ 29.31
-	-	1,000	\$ 659	\$ 5.76	\$ 550	\$ 18.30	\$ 440	\$ 14.65
-	-	2,500	\$ 988	\$ 5.76	\$ 824	\$ 11.01	\$ 659	\$ 8.82
-	-	5,000	\$ 1,318	\$ 7.19	\$ 1,098	\$ 7.33	\$ 881	\$ 5.87
		10,000	\$ 1,758	\$ 8.62	\$ 1,465	\$ 14.65	\$ 1,173	\$ 11.73
R-3	Dwellings - Custom	1,000	\$ 1,644	\$ 8.62	\$ 1,368	\$ 45.83	\$ 1,095	\$ 36.63
-	-	2,000	\$ 2,194	\$ 56.31	\$ 1,828	\$ 46.94	\$ 1,461	\$ 37.55
-	-	3,000	\$ 2,753	\$ 62.87	\$ 2,297	\$ 52.38	\$ 1,837	\$ 41.89
-	-	4,500	\$ 3,698	\$ 65.93	\$ 3,084	\$ 54.92	\$ 2,466	\$ 43.95
-	-	7,500	\$ 5,677	\$ 67.84	\$ 4,729	\$ 56.54	\$ 3,784	\$ 45.23
		10,000	\$ 7,372	\$ 59.65	\$ 6,142	\$ 58.73	\$ 4,914	\$ 52.13
R-3	Dwellings - Model	1,000	\$ 1,463	\$ 9.63	\$ 1,219	\$ 8.03	\$ 977	\$ 6.43
-	-	2,000	\$ 1,561	\$ 31.59	\$ 1,301	\$ 26.32	\$ 1,040	\$ 21.06
-	-	3,000	\$ 1,879	\$ 9.18	\$ 1,565	\$ 7.64	\$ 1,251	\$ 6.13
-	-	4,500	\$ 2,015	\$ 13.73	\$ 1,678	\$ 11.42	\$ 1,342	\$ 9.16
-	-	7,500	\$ 2,426	\$ 13.15	\$ 2,023	\$ 10.97	\$ 1,617	\$ 8.80
		10,000	\$ 2,753	\$ 27.53	\$ 2,295	\$ 22.95	\$ 1,837	\$ 18.37
R-3	Dwellings - Tract - Production	1,000	\$ 1,382	\$ 26.09	\$ 1,152	\$ 21.76	\$ 922	\$ 17.39
-	-	2,000	\$ 1,644	\$ 17.88	\$ 1,368	\$ 14.89	\$ 1,095	\$ 11.91
-	-	3,000	\$ 1,822	\$ 7.35	\$ 1,518	\$ 6.13	\$ 1,215	\$ 4.90
-	-	4,500	\$ 1,933	\$ 7.29	\$ 1,607	\$ 6.08	\$ 1,290	\$ 4.87
-	-	7,500	\$ 2,152	\$ 12.69	\$ 1,794	\$ 10.61	\$ 1,436	\$ 8.47
		10,000	\$ 2,470	\$ 24.70	\$ 2,057	\$ 20.57	\$ 1,646	\$ 16.46
S-1	Storage	100	\$ 527	\$ 74.00	\$ 455	\$ 47.00	\$ 366	\$ 37.00
-	-	200	\$ 601	\$ 111.00	\$ 502	\$ 91.00	\$ 403	\$ 73.00
-	-	400	\$ 823	\$ 32.75	\$ 684	\$ 28.00	\$ 549	\$ 22.00
-	-	800	\$ 954	\$ 9.00	\$ 796	\$ 7.33	\$ 637	\$ 5.92
-	-	2,000	\$ 1,062	\$ 8.60	\$ 884	\$ 7.35	\$ 708	\$ 5.80
		4,000	\$ 1,234	\$ 26.03	\$ 1,031	\$ 25.73	\$ 824	\$ 20.58
R-3	Storage to Living or Carport to Garage	100	\$ 219	\$ 4.31	\$ 184	\$ 45.83	\$ 146	\$ 36.63
-	-	500	\$ 440	\$ 5.76	\$ 366	\$ 36.62	\$ 294	\$ 29.31
-	-	1,000	\$ 659	\$ 5.76	\$ 550	\$ 18.30	\$ 440	\$ 14.65
-	-	2,500	\$ 988	\$ 5.76	\$ 824	\$ 11.01	\$ 659	\$ 8.82
-	-	5,000	\$ 1,318	\$ 7.19	\$ 1,098	\$ 7.33	\$ 881	\$ 5.87
		10,000	\$ 1,758	\$ 8.62	\$ 1,465	\$ 14.65	\$ 1,173	\$ 11.73
U	Garage (Utility & Miscellaneous)	100	\$ 529	\$ 91.00	\$ 442	\$ 73.00	\$ 354	\$ 59.00
-	-	200	\$ 620	\$ 113.50	\$ 515	\$ 96.00	\$ 413	\$ 75.50
-	-	400	\$ 847	\$ 34.00	\$ 707	\$ 27.25	\$ 564	\$ 23.00
-	-	800	\$ 983	\$ 9.00	\$ 816	\$ 7.92	\$ 656	\$ 6.00
-	-	2,000	\$ 1,091	\$ 9.00	\$ 911	\$ 7.60	\$ 728	\$ 6.00
		4,000	\$ 1,271	\$ 31.84	\$ 1,063	\$ 26.51	\$ 848	\$ 21.19
U	Carport	100	\$ 569	\$ 208.00	\$ 475	\$ 174.00	\$ 380	\$ 139.00
-	-	200	\$ 777	\$ 63.00	\$ 649	\$ 51.50	\$ 519	\$ 40.50
-	-	400	\$ 903	\$ 16.50	\$ 752	\$ 14.00	\$ 600	\$ 5.50
-	-	800	\$ 969	\$ 17.00	\$ 808	\$ 14.50	\$ 622	\$ 23.50
-	-	1,000	\$ 1,003	\$ 16.60	\$ 837	\$ 13.90	\$ 669	\$ 10.90
-	-	2,000	\$ 1,169	\$ 58.45	\$ 976	\$ 48.80	\$ 778	\$ 38.90




Community Development Department
Building Division - Residential New Construction Inspection
Effective Date - November 1, 2019

IBC/ICC Class	IBC/ICC Occupancy Type	Project Size Threshold	Construction Types: I A, I B		Construction Types: II A, III A, V A		Construction Types: II B, III B, IV, V B	
			Base Cost @ Threshold Size	Cost for Each Additional 100 s.f. *	Base Cost @ Threshold Size	Cost for Each Additional 100 s.f. *	Base Cost @ Threshold Size	Cost for Each Additional 100 s.f. *
R-3	Dwelling Conversion	100	\$ 659	\$ 4.31	\$ 550	\$ 91.61	\$ 440	\$ 73.30
-	-	500	\$ 1,098	\$ 5.76	\$ 916	\$ 73.30	\$ 733	\$ 58.63
-	-	1,000	\$ 1,539	\$ 5.76	\$ 1,282	\$ 48.86	\$ 1,026	\$ 39.10
-	-	2,500	\$ 2,418	\$ 5.76	\$ 2,016	\$ 14.63	\$ 1,610	\$ 11.71
-	-	5,000	\$ 2,859	\$ 7.19	\$ 2,382	\$ 7.35	\$ 1,903	\$ 5.88
		10,000	\$ 3,298	\$ 8.62	\$ 2,748	\$ 27.48	\$ 2,198	\$ 21.98
R-3	Dwellings - Custom	1,000	\$ 3,847	\$ 8.62	\$ 3,204	\$ 68.67	\$ 2,565	\$ 54.92
-	-	2,000	\$ 4,672	\$ 192.35	\$ 3,893	\$ 160.29	\$ 3,115	\$ 128.25
-	-	3,000	\$ 6,595	\$ 91.62	\$ 5,496	\$ 76.34	\$ 4,396	\$ 61.05
-	-	4,500	\$ 7,968	\$ 54.47	\$ 6,642	\$ 45.40	\$ 5,312	\$ 36.32
-	-	7,500	\$ 9,604	\$ 54.96	\$ 8,002	\$ 45.83	\$ 6,401	\$ 36.63
		10,000	\$ 10,977	\$ 109.77	\$ 9,148	\$ 91.48	\$ 7,320	\$ 73.20
R-3	Dwellings - Model	1,000	\$ 3,077	\$ 21.96	\$ 2,565	\$ 18.30	\$ 2,052	\$ 14.63
-	-	2,000	\$ 3,296	\$ 55.00	\$ 2,747	\$ 45.84	\$ 2,198	\$ 36.64
-	-	3,000	\$ 3,847	\$ 36.62	\$ 3,204	\$ 30.51	\$ 2,565	\$ 24.42
-	-	4,500	\$ 4,396	\$ 17.86	\$ 3,663	\$ 14.87	\$ 2,931	\$ 11.88
-	-	7,500	\$ 4,933	\$ 53.84	\$ 4,110	\$ 44.88	\$ 3,286	\$ 35.88
		10,000	\$ 6,279	\$ 62.79	\$ 5,231	\$ 52.31	\$ 4,186	\$ 41.86
R-3	Dwellings - Tract - Production	1,000	\$ 3,024	\$ 21.58	\$ 2,518	\$ 17.99	\$ 2,016	\$ 14.40
-	-	2,000	\$ 3,239	\$ 46.08	\$ 2,699	\$ 38.40	\$ 2,158	\$ 30.71
-	-	3,000	\$ 3,698	\$ 38.56	\$ 3,084	\$ 32.16	\$ 2,467	\$ 25.73
-	-	4,500	\$ 4,279	\$ 20.16	\$ 3,565	\$ 16.80	\$ 2,852	\$ 13.42
-	-	7,500	\$ 4,883	\$ 41.87	\$ 4,072	\$ 34.90	\$ 3,256	\$ 27.92
		10,000	\$ 5,931	\$ 54.80	\$ 4,942	\$ 49.42	\$ 3,952	\$ 39.52
S-1	Storage	100	\$ 1,039	\$ 280.00	\$ 728	\$ 374.00	\$ 694	\$ 187.00
-	-	200	\$ 1,319	\$ 434.00	\$ 1,102	\$ 361.00	\$ 881	\$ 288.50
-	-	400	\$ 2,187	\$ 74.25	\$ 1,824	\$ 60.75	\$ 1,458	\$ 49.75
-	-	800	\$ 2,484	\$ 20.83	\$ 2,067	\$ 17.75	\$ 1,657	\$ 13.92
-	-	2,000	\$ 2,734	\$ 14.95	\$ 2,280	\$ 12.25	\$ 1,824	\$ 9.85
		4,000	\$ 3,033	\$ 75.78	\$ 2,525	\$ 63.19	\$ 2,021	\$ 50.54
R-3	Storage to Living or Carport to Garage	100	\$ 659	\$ 4.31	\$ 550	\$ 91.61	\$ 440	\$ 73.30
-	-	500	\$ 1,098	\$ 5.76	\$ 916	\$ 73.30	\$ 733	\$ 58.63
-	-	1,000	\$ 1,539	\$ 5.76	\$ 1,282	\$ 48.86	\$ 1,026	\$ 39.10
-	-	2,500	\$ 2,418	\$ 5.76	\$ 2,016	\$ 14.63	\$ 1,610	\$ 11.71
-	-	5,000	\$ 2,859	\$ 7.19	\$ 2,382	\$ 7.35	\$ 1,903	\$ 5.88
		10,000	\$ 3,298	\$ 8.62	\$ 2,748	\$ 27.48	\$ 2,198	\$ 21.98
U	Garage (Utility and Miscellaneous)	100	\$ 1,073	\$ 288.00	\$ 894	\$ 240.00	\$ 712	\$ 193.00
-	-	200	\$ 1,361	\$ 445.50	\$ 1,134	\$ 373.00	\$ 905	\$ 298.00
-	-	400	\$ 2,252	\$ 76.75	\$ 1,880	\$ 63.25	\$ 1,501	\$ 51.25
-	-	800	\$ 2,559	\$ 21.42	\$ 2,133	\$ 17.83	\$ 1,706	\$ 14.50
-	-	2,000	\$ 2,816	\$ 15.30	\$ 2,347	\$ 12.75	\$ 1,880	\$ 10.10
		4,000	\$ 3,122	\$ 78.06	\$ 2,602	\$ 65.04	\$ 2,082	\$ 52.07
U	Carport	100	\$ 1,510	\$ 991.00	\$ 1,259	\$ 827.00	\$ 1,005	\$ 663.00
-	-	200	\$ 2,501	\$ 170.00	\$ 2,086	\$ 140.50	\$ 1,668	\$ 113.00
-	-	400	\$ 2,841	\$ 47.75	\$ 2,367	\$ 39.75	\$ 1,894	\$ 31.75
-	-	800	\$ 3,032	\$ 47.50	\$ 2,526	\$ 39.00	\$ 2,021	\$ 32.50



**Community Development Department
 Building Division - Residential New Construction Inspection
 Effective Date - November 1, 2019**


IBC/ICC Class	IBC/ICC Occupancy Type	Project Size Threshold	Construction Types: I A, I B		Construction Types: II A, III A, V A		Construction Types: II B, III B, IV, V B	
			Base Cost @ Threshold Size	Cost for Each Additional 100 s.f. *	Base Cost @ Threshold Size	Cost for Each Additional 100 s.f. *	Base Cost @ Threshold Size	Cost for Each Additional 100 s.f. *
-	-	1,000	\$ 3,127	\$ 33.80	\$ 2,604	\$ 28.50	\$ 2,086	\$ 22.50
		2,000	\$ 3,465	\$ 173.25	\$ 2,889	\$ 144.45	\$ 2,311	\$ 115.55



Community Development Department
Building Division - Residential New Construction Plan Check and Inspection
Effective Date - November 1, 2019


IBC/ICC Class	IBC/ICC Occupancy Type	Project Size Threshold	Construction Types: I A, I B		Construction Types: II A, III A, V A		Construction Types: II B, III B, IV, V B	
			Base Cost @ Threshold Size	Cost for Each Additional 100 s.f. *	Base Cost @ Threshold Size	Cost for Each Additional 100 s.f. *	Base Cost @ Threshold Size	Cost for Each Additional 100 s.f. *
R-3	Dwelling Conversion	100	\$ 878	\$ 8.62	\$ 734	\$ 137.44	\$ 586	\$ 109.93
-	-	500	\$ 1,538	\$ 11.52	\$ 1,282	\$ 109.92	\$ 1,027	\$ 87.94
-	-	1,000	\$ 2,198	\$ 11.52	\$ 1,832	\$ 67.16	\$ 1,466	\$ 53.75
-	-	2,500	\$ 3,406	\$ 11.52	\$ 2,840	\$ 25.64	\$ 2,269	\$ 20.53
-	-	5,000	\$ 4,177	\$ 14.38	\$ 3,480	\$ 14.68	\$ 2,784	\$ 11.75
		10,000	\$ 5,056	\$ 17.24	\$ 4,213	\$ 42.13	\$ 3,371	\$ 33.71
R-3	Dwellings - Custom	1,000	\$ 5,491	\$ 17.24	\$ 4,572	\$ 114.50	\$ 3,660	\$ 91.55
-	-	2,000	\$ 6,866	\$ 248.66	\$ 5,721	\$ 207.23	\$ 4,576	\$ 165.80
-	-	3,000	\$ 9,348	\$ 154.49	\$ 7,793	\$ 128.72	\$ 6,233	\$ 102.94
-	-	4,500	\$ 11,666	\$ 120.40	\$ 9,726	\$ 100.32	\$ 7,778	\$ 80.27
-	-	7,500	\$ 15,281	\$ 122.80	\$ 12,731	\$ 102.37	\$ 10,185	\$ 81.86
		10,000	\$ 18,349	\$ 169.42	\$ 15,290	\$ 150.21	\$ 12,234	\$ 125.33
R-3	Dwellings - Model	1,000	\$ 4,540	\$ 31.59	\$ 3,784	\$ 26.33	\$ 3,029	\$ 21.06
-	-	2,000	\$ 4,857	\$ 86.59	\$ 4,048	\$ 72.16	\$ 3,238	\$ 57.70
-	-	3,000	\$ 5,726	\$ 45.80	\$ 4,769	\$ 38.15	\$ 3,816	\$ 30.55
-	-	4,500	\$ 6,411	\$ 31.59	\$ 5,341	\$ 26.29	\$ 4,273	\$ 21.04
-	-	7,500	\$ 7,359	\$ 66.99	\$ 6,133	\$ 55.85	\$ 4,903	\$ 44.68
		10,000	\$ 9,032	\$ 90.32	\$ 7,526	\$ 75.26	\$ 6,023	\$ 60.23
R-3	Dwellings - Tract - Production	1,000	\$ 4,406	\$ 47.67	\$ 3,670	\$ 39.75	\$ 2,938	\$ 31.79
-	-	2,000	\$ 4,883	\$ 63.96	\$ 4,067	\$ 53.29	\$ 3,253	\$ 42.62
-	-	3,000	\$ 5,520	\$ 45.91	\$ 4,602	\$ 38.29	\$ 3,682	\$ 30.63
-	-	4,500	\$ 6,212	\$ 27.45	\$ 5,172	\$ 22.88	\$ 4,142	\$ 18.29
-	-	7,500	\$ 7,035	\$ 54.56	\$ 5,866	\$ 45.51	\$ 4,692	\$ 36.39
		10,000	\$ 8,401	\$ 79.50	\$ 6,999	\$ 69.99	\$ 5,598	\$ 55.98
S-1	Storage	100	\$ 1,566	\$ 354.00	\$ 1,183	\$ 421.00	\$ 1,060	\$ 224.00
-	-	200	\$ 1,920	\$ 545.00	\$ 1,604	\$ 452.00	\$ 1,284	\$ 361.50
-	-	400	\$ 3,010	\$ 107.00	\$ 2,508	\$ 88.75	\$ 2,007	\$ 71.75
-	-	800	\$ 3,438	\$ 29.83	\$ 2,863	\$ 25.08	\$ 2,294	\$ 19.83
-	-	2,000	\$ 3,796	\$ 23.55	\$ 3,164	\$ 19.60	\$ 2,532	\$ 15.65
		4,000	\$ 4,267	\$ 101.81	\$ 3,556	\$ 88.92	\$ 2,845	\$ 71.12
R-3	Storage to Living or Carport to Garage	100	\$ 878	\$ 8.62	\$ 734	\$ 137.44	\$ 586	\$ 109.93
-	-	500	\$ 1,538	\$ 11.52	\$ 1,282	\$ 109.92	\$ 1,027	\$ 87.94
-	-	1,000	\$ 2,198	\$ 11.52	\$ 1,832	\$ 67.16	\$ 1,466	\$ 53.75
-	-	2,500	\$ 3,406	\$ 11.52	\$ 2,840	\$ 25.64	\$ 2,269	\$ 20.53
-	-	5,000	\$ 4,177	\$ 14.38	\$ 3,480	\$ 14.68	\$ 2,784	\$ 11.75
		10,000	\$ 5,056	\$ 17.24	\$ 4,213	\$ 42.13	\$ 3,371	\$ 33.71
U	Garage (Utility and Miscellaneous)	100	\$ 1,602	\$ 379.00	\$ 1,336	\$ 313.00	\$ 1,066	\$ 252.00
-	-	200	\$ 1,981	\$ 559.00	\$ 1,649	\$ 469.00	\$ 1,318	\$ 373.50
-	-	400	\$ 3,099	\$ 110.75	\$ 2,587	\$ 90.50	\$ 2,065	\$ 74.25
-	-	800	\$ 3,542	\$ 30.42	\$ 2,949	\$ 25.75	\$ 2,362	\$ 20.50
-	-	2,000	\$ 3,907	\$ 24.30	\$ 3,258	\$ 20.35	\$ 2,608	\$ 16.10
		4,000	\$ 4,393	\$ 109.90	\$ 3,665	\$ 91.55	\$ 2,930	\$ 73.26
U	Carport	100	\$ 2,079	\$ 1,199.00	\$ 1,734	\$ 1,001.00	\$ 1,385	\$ 802.00
-	-	200	\$ 3,278	\$ 233.00	\$ 2,735	\$ 192.00	\$ 2,187	\$ 153.50
-	-	400	\$ 3,744	\$ 64.25	\$ 3,119	\$ 53.75	\$ 2,494	\$ 37.25
-	-	800	\$ 4,001	\$ 64.50	\$ 3,334	\$ 53.50	\$ 2,643	\$ 56.00
-	-	1,000	\$ 4,130	\$ 50.40	\$ 3,441	\$ 42.40	\$ 2,755	\$ 33.40
		2,000	\$ 4,634	\$ 231.70	\$ 3,865	\$ 193.25	\$ 3,089	\$ 154.45

* Each additional 100 square feet, or portion thereof, up to the next highest project size threshold.




Community Development Department
Building Division - Commercial New Construction Plan Check
Effective Date - November 1, 2019

IBC/ICC Class	IBC/ICC Occupancy Type	Project Size Threshold	Construction Types: I A, I B		Construction Types: II A, III A, V A		Construction Types: II B, III B, IV, V B	
			Base Cost @ Threshold Size	Cost for Each Additional 100 s.f. *	Base Cost @ Threshold Size	Cost for Each Additional 100 s.f. *	Base Cost @ Threshold Size	Cost for Each Additional 100 s.f. *
A-1	Assembly Fixed Seating	2,000	\$ 3,768	\$ 65.95	\$ 3,140	\$ 54.96	\$ 2,512	\$ 43.96
-	-	10,000	\$ 9,044	\$ 52.75	\$ 7,537	\$ 43.96	\$ 6,029	\$ 35.15
-	-	20,000	\$ 14,319	\$ 26.37	\$ 11,933	\$ 21.97	\$ 9,544	\$ 17.60
-	-	40,000	\$ 19,592	\$ 8.79	\$ 16,327	\$ 7.33	\$ 13,064	\$ 5.86
-	-	100,000	\$ 24,867	\$ 5.28	\$ 20,723	\$ 4.39	\$ 16,579	\$ 3.52
		200,000	\$ 30,143	\$ 15.08	\$ 25,117	\$ 12.58	\$ 20,095	\$ 10.04
A-2	Assembly Food / Drink	300	\$ 3,768	\$ 188.42	\$ 3,140	\$ 157.00	\$ 2,512	\$ 125.50
-	-	1,500	\$ 6,029	\$ 150.67	\$ 5,024	\$ 125.60	\$ 4,018	\$ 100.53
-	-	3,000	\$ 8,289	\$ 75.37	\$ 6,908	\$ 62.80	\$ 5,526	\$ 50.30
-	-	6,000	\$ 10,550	\$ 25.11	\$ 8,792	\$ 20.92	\$ 7,035	\$ 16.72
-	-	15,000	\$ 12,810	\$ 15.08	\$ 10,675	\$ 12.56	\$ 8,540	\$ 10.05
		30,000	\$ 15,072	\$ 50.24	\$ 12,559	\$ 41.86	\$ 10,047	\$ 33.48
A-2	Restaurant Tenant Improvements	500	\$ 2,259	\$ 90.65	\$ 1,885	\$ 75.25	\$ 1,508	\$ 60.15
-	-	2,500	\$ 4,072	\$ 72.28	\$ 3,390	\$ 60.32	\$ 2,711	\$ 48.36
-	-	5,000	\$ 5,879	\$ 36.16	\$ 4,898	\$ 30.14	\$ 3,920	\$ 24.08
-	-	10,000	\$ 7,687	\$ 12.05	\$ 6,405	\$ 10.06	\$ 5,124	\$ 8.04
-	-	25,000	\$ 9,495	\$ 7.23	\$ 7,914	\$ 6.03	\$ 6,330	\$ 4.83
		50,000	\$ 11,302	\$ 22.59	\$ 9,422	\$ 18.85	\$ 7,537	\$ 15.08
A-2	Restaurant - Shell Building	1,000	\$ 3,013	\$ 60.38	\$ 2,512	\$ 50.28	\$ 2,012	\$ 40.10
-	-	5,000	\$ 5,428	\$ 48.16	\$ 4,523	\$ 40.14	\$ 3,616	\$ 32.18
-	-	10,000	\$ 7,836	\$ 24.12	\$ 6,530	\$ 20.10	\$ 5,225	\$ 16.07
-	-	20,000	\$ 10,248	\$ 8.04	\$ 8,540	\$ 6.70	\$ 6,832	\$ 5.36
-	-	50,000	\$ 12,659	\$ 4.83	\$ 10,550	\$ 4.02	\$ 8,440	\$ 3.21
		100,000	\$ 15,072	\$ 15.08	\$ 12,559	\$ 12.58	\$ 10,047	\$ 10.04
A-3	Assembly Worship / Other	1,000	\$ 3,768	\$ 94.23	\$ 3,140	\$ 78.50	\$ 2,512	\$ 62.80
-	-	5,000	\$ 7,537	\$ 75.30	\$ 6,280	\$ 62.84	\$ 5,024	\$ 50.26
-	-	10,000	\$ 11,302	\$ 37.70	\$ 9,422	\$ 31.37	\$ 7,537	\$ 25.10
-	-	20,000	\$ 15,072	\$ 12.55	\$ 12,559	\$ 10.46	\$ 10,047	\$ 8.37
-	-	50,000	\$ 18,838	\$ 7.54	\$ 15,698	\$ 6.28	\$ 12,559	\$ 5.03
		100,000	\$ 22,606	\$ 22.59	\$ 18,838	\$ 18.85	\$ 15,072	\$ 15.08
A-4	Assembly Indoor Sporting	1,000	\$ 3,768	\$ 94.23	\$ 3,140	\$ 78.50	\$ 2,512	\$ 62.80
-	-	5,000	\$ 7,537	\$ 75.30	\$ 6,280	\$ 62.84	\$ 5,024	\$ 50.26
-	-	10,000	\$ 11,302	\$ 37.70	\$ 9,422	\$ 31.37	\$ 7,537	\$ 25.10
-	-	20,000	\$ 15,072	\$ 12.55	\$ 12,559	\$ 10.46	\$ 10,047	\$ 8.37
-	-	50,000	\$ 18,838	\$ 7.54	\$ 15,698	\$ 6.28	\$ 12,559	\$ 5.03
		100,000	\$ 22,606	\$ 22.59	\$ 18,838	\$ 18.85	\$ 15,072	\$ 15.08
A-5	Assembly Outdoor	1,000	\$ 3,768	\$ 94.23	\$ 3,140	\$ 78.50	\$ 2,512	\$ 62.80
-	-	5,000	\$ 7,537	\$ 75.30	\$ 6,280	\$ 62.84	\$ 5,024	\$ 50.26
-	-	10,000	\$ 11,302	\$ 37.70	\$ 9,422	\$ 31.37	\$ 7,537	\$ 25.10
-	-	20,000	\$ 15,072	\$ 12.55	\$ 12,559	\$ 10.46	\$ 10,047	\$ 8.37
-	-	50,000	\$ 18,838	\$ 7.54	\$ 15,698	\$ 6.28	\$ 12,559	\$ 5.03
		100,000	\$ 22,606	\$ 22.59	\$ 18,838	\$ 18.85	\$ 15,072	\$ 15.08




Community Development Department
Building Division - Commercial New Construction Plan Check
Effective Date - November 1, 2019

IBC/ICC Class	IBC/ICC Occupancy Type	Project Size Threshold	Construction Types: I A, I B		Construction Types: II A, III A, V A		Construction Types: II B, III B, IV, V B	
			Base Cost @ Threshold Size	Cost for Each Additional 100 s.f. *	Base Cost @ Threshold Size	Cost for Each Additional 100 s.f. *	Base Cost @ Threshold Size	Cost for Each Additional 100 s.f. *
B	Banks	500	\$ 3,013	\$ 158.45	\$ 2,512	\$ 131.90	\$ 2,012	\$ 105.40
-	-	2,500	\$ 6,182	\$ 126.60	\$ 5,150	\$ 105.44	\$ 4,120	\$ 84.44
-	-	5,000	\$ 9,347	\$ 63.24	\$ 7,786	\$ 52.80	\$ 6,231	\$ 42.18
-	-	10,000	\$ 12,509	\$ 21.11	\$ 10,426	\$ 17.59	\$ 8,340	\$ 14.06
-	-	25,000	\$ 15,676	\$ 12.65	\$ 13,064	\$ 10.54	\$ 10,449	\$ 8.44
		50,000	\$ 18,838	\$ 37.68	\$ 15,698	\$ 31.40	\$ 12,559	\$ 25.12
B	Laundromat	200	\$ 3,768	\$ 282.63	\$ 3,140	\$ 235.50	\$ 2,512	\$ 188.25
-	-	1,000	\$ 6,029	\$ 226.00	\$ 5,024	\$ 188.40	\$ 4,018	\$ 150.80
-	-	2,000	\$ 8,289	\$ 113.05	\$ 6,908	\$ 94.20	\$ 5,526	\$ 75.45
-	-	4,000	\$ 10,550	\$ 37.67	\$ 8,792	\$ 31.38	\$ 7,035	\$ 25.08
-	-	10,000	\$ 12,810	\$ 22.62	\$ 10,675	\$ 18.84	\$ 8,540	\$ 15.07
		20,000	\$ 15,072	\$ 75.37	\$ 12,559	\$ 62.80	\$ 10,047	\$ 50.24
B	Medical Office	500	\$ 3,768	\$ 150.75	\$ 3,140	\$ 125.59	\$ 2,512	\$ 100.55
-	-	2,500	\$ 6,783	\$ 120.56	\$ 5,653	\$ 100.40	\$ 4,523	\$ 80.28
-	-	5,000	\$ 9,797	\$ 60.26	\$ 8,163	\$ 50.24	\$ 6,530	\$ 40.20
-	-	10,000	\$ 12,810	\$ 20.10	\$ 10,675	\$ 16.74	\$ 8,540	\$ 13.40
-	-	25,000	\$ 15,825	\$ 12.05	\$ 13,186	\$ 10.05	\$ 10,550	\$ 8.04
		50,000	\$ 18,838	\$ 37.68	\$ 15,698	\$ 28.54	\$ 12,559	\$ 25.12
B	Medical Office Tenant Improvements	500	\$ 1,886	\$ 75.25	\$ 1,570	\$ 62.85	\$ 1,258	\$ 50.10
-	-	2,500	\$ 3,391	\$ 60.32	\$ 2,827	\$ 50.20	\$ 2,260	\$ 40.20
-	-	5,000	\$ 4,899	\$ 30.12	\$ 4,082	\$ 25.14	\$ 3,265	\$ 20.06
-	-	10,000	\$ 6,405	\$ 10.06	\$ 5,339	\$ 8.35	\$ 4,268	\$ 6.72
-	-	25,000	\$ 7,914	\$ 6.02	\$ 6,592	\$ 5.03	\$ 5,276	\$ 4.02
		50,000	\$ 9,420	\$ 18.86	\$ 7,849	\$ 15.70	\$ 6,280	\$ 12.58
B	Offices	1,000	\$ 3,768	\$ 94.23	\$ 3,140	\$ 78.50	\$ 2,512	\$ 62.80
-	-	5,000	\$ 7,537	\$ 75.30	\$ 6,280	\$ 62.84	\$ 5,024	\$ 50.26
-	-	10,000	\$ 11,302	\$ 37.70	\$ 9,422	\$ 31.37	\$ 7,537	\$ 25.10
-	-	20,000	\$ 15,072	\$ 12.55	\$ 12,559	\$ 10.46	\$ 10,047	\$ 8.37
-	-	50,000	\$ 18,838	\$ 7.54	\$ 15,698	\$ 6.28	\$ 12,559	\$ 5.03
		100,000	\$ 22,606	\$ 22.59	\$ 18,838	\$ 18.85	\$ 15,072	\$ 15.08
B	Office Tenant Improvements	500	\$ 911	\$ 194.80	\$ 759	\$ 162.40	\$ 608	\$ 130.00
-	-	1,000	\$ 1,885	\$ 47.08	\$ 1,571	\$ 39.23	\$ 1,258	\$ 31.35
-	-	5,000	\$ 3,768	\$ 37.70	\$ 3,140	\$ 31.40	\$ 2,512	\$ 25.12
-	-	10,000	\$ 5,653	\$ 18.84	\$ 4,710	\$ 15.70	\$ 3,768	\$ 12.56
-	-	20,000	\$ 7,537	\$ 6.28	\$ 6,280	\$ 5.24	\$ 5,024	\$ 4.19
-	-	50,000	\$ 9,422	\$ 3.76	\$ 7,852	\$ 3.14	\$ 6,280	\$ 2.51
		100,000	\$ 11,302	\$ 11.31	\$ 9,422	\$ 9.42	\$ 7,537	\$ 7.53
B	Medical Offices - Shell Building	1,000	\$ 3,013	\$ 60.38	\$ 2,512	\$ 50.28	\$ 2,012	\$ 40.10
-	-	5,000	\$ 5,428	\$ 48.16	\$ 4,523	\$ 40.14	\$ 3,616	\$ 32.18
-	-	10,000	\$ 7,836	\$ 24.12	\$ 6,530	\$ 20.10	\$ 5,225	\$ 16.07
-	-	20,000	\$ 10,248	\$ 8.04	\$ 8,540	\$ 6.70	\$ 6,832	\$ 5.36
-	-	50,000	\$ 12,659	\$ 4.83	\$ 10,550	\$ 4.02	\$ 8,440	\$ 3.21
		100,000	\$ 15,072	\$ 15.08	\$ 12,559	\$ 12.58	\$ 10,047	\$ 10.04




Community Development Department
Building Division - Commercial New Construction Plan Check
Effective Date - November 1, 2019

IBC/ICC Class	IBC/ICC Occupancy Type	Project Size Threshold	Construction Types: I A, I B		Construction Types: II A, III A, V A		Construction Types: II B, III B, IV, V B	
			Base Cost @ Threshold Size	Cost for Each Additional 100 s.f. *	Base Cost @ Threshold Size	Cost for Each Additional 100 s.f. *	Base Cost @ Threshold Size	Cost for Each Additional 100 s.f. *
B	Office - Shell Building	1,000	\$ 3,013	\$ 60.38	\$ 2,512	\$ 50.28	\$ 2,012	\$ 40.10
-	-	5,000	\$ 5,428	\$ 48.16	\$ 4,523	\$ 40.14	\$ 3,616	\$ 32.18
-	-	10,000	\$ 7,836	\$ 24.12	\$ 6,530	\$ 20.10	\$ 5,225	\$ 16.07
-	-	20,000	\$ 10,248	\$ 8.04	\$ 8,540	\$ 6.70	\$ 6,832	\$ 5.36
-	-	50,000	\$ 12,659	\$ 4.83	\$ 10,550	\$ 4.02	\$ 8,440	\$ 3.21
		100,000	\$ 15,072	\$ 15.08	\$ 12,559	\$ 12.58	\$ 10,047	\$ 10.04
E	Education > 6 persons	1,000	\$ 3,768	\$ 94.23	\$ 3,140	\$ 78.50	\$ 2,512	\$ 62.80
-	-	5,000	\$ 7,537	\$ 75.30	\$ 6,280	\$ 62.84	\$ 5,024	\$ 50.26
-	-	10,000	\$ 11,302	\$ 37.70	\$ 9,422	\$ 31.37	\$ 7,537	\$ 25.10
-	-	20,000	\$ 15,072	\$ 12.55	\$ 12,559	\$ 10.46	\$ 10,047	\$ 8.37
-	-	50,000	\$ 18,838	\$ 7.54	\$ 15,698	\$ 6.28	\$ 12,559	\$ 5.03
		100,000	\$ 22,606	\$ 22.59	\$ 18,838	\$ 18.85	\$ 15,072	\$ 15.08
E	Daycare > 6 > 2/12 years old	1,000	\$ 3,768	\$ 94.23	\$ 3,140	\$ 78.50	\$ 2,512	\$ 62.80
-	-	5,000	\$ 7,537	\$ 75.30	\$ 6,280	\$ 62.84	\$ 5,024	\$ 50.26
-	-	10,000	\$ 11,302	\$ 37.70	\$ 9,422	\$ 31.37	\$ 7,537	\$ 25.10
-	-	20,000	\$ 15,072	\$ 12.55	\$ 12,559	\$ 10.46	\$ 10,047	\$ 8.37
-	-	50,000	\$ 18,838	\$ 7.54	\$ 15,698	\$ 6.28	\$ 12,559	\$ 5.03
		100,000	\$ 22,606	\$ 22.59	\$ 18,838	\$ 18.85	\$ 15,072	\$ 15.08
F-1	Factory Moderate Hazard	1,000	\$ 3,768	\$ 94.23	\$ 3,140	\$ 78.50	\$ 2,512	\$ 62.80
-	-	5,000	\$ 7,537	\$ 75.30	\$ 6,280	\$ 62.84	\$ 5,024	\$ 50.26
-	-	10,000	\$ 11,302	\$ 37.70	\$ 9,422	\$ 31.37	\$ 7,537	\$ 25.10
-	-	20,000	\$ 15,072	\$ 12.55	\$ 12,559	\$ 10.46	\$ 10,047	\$ 8.37
-	-	50,000	\$ 18,838	\$ 7.54	\$ 15,698	\$ 6.28	\$ 12,559	\$ 5.03
		100,000	\$ 22,606	\$ 22.59	\$ 18,838	\$ 18.85	\$ 15,072	\$ 15.08
F-2	Factory Low Hazard	1,000	\$ 3,768	\$ 75.38	\$ 3,140	\$ 62.83	\$ 2,512	\$ 50.28
-	-	5,000	\$ 6,783	\$ 60.28	\$ 5,653	\$ 50.20	\$ 4,523	\$ 40.14
-	-	10,000	\$ 9,797	\$ 30.13	\$ 8,163	\$ 25.12	\$ 6,530	\$ 20.10
-	-	20,000	\$ 12,810	\$ 10.05	\$ 10,675	\$ 8.37	\$ 8,540	\$ 6.70
-	-	50,000	\$ 15,825	\$ 6.03	\$ 13,186	\$ 5.02	\$ 10,550	\$ 4.02
		100,000	\$ 18,838	\$ 18.85	\$ 15,698	\$ 15.71	\$ 12,559	\$ 12.58
H-1	High Hazard Explosion	1,000	\$ 3,768	\$ 75.38	\$ 3,140	\$ 62.83	\$ 2,512	\$ 50.28
-	-	5,000	\$ 6,783	\$ 60.28	\$ 5,653	\$ 50.20	\$ 4,523	\$ 40.14
-	-	10,000	\$ 9,797	\$ 30.13	\$ 8,163	\$ 25.12	\$ 6,530	\$ 20.10
-	-	20,000	\$ 12,810	\$ 10.05	\$ 10,675	\$ 8.37	\$ 8,540	\$ 6.70
-	-	50,000	\$ 15,825	\$ 6.03	\$ 13,186	\$ 5.02	\$ 10,550	\$ 4.02
		100,000	\$ 18,838	\$ 18.85	\$ 15,698	\$ 15.71	\$ 12,559	\$ 12.58
H-2	High Hazard Acc. Burning	1,000	\$ 3,768	\$ 75.38	\$ 3,140	\$ 62.83	\$ 2,512	\$ 50.28
-	-	5,000	\$ 6,783	\$ 60.28	\$ 5,653	\$ 50.20	\$ 4,523	\$ 40.14
-	-	10,000	\$ 9,797	\$ 30.13	\$ 8,163	\$ 25.12	\$ 6,530	\$ 20.10
-	-	20,000	\$ 12,810	\$ 10.05	\$ 10,675	\$ 8.37	\$ 8,540	\$ 6.70
-	-	50,000	\$ 15,825	\$ 6.03	\$ 13,186	\$ 5.02	\$ 10,550	\$ 4.02
		100,000	\$ 18,838	\$ 18.85	\$ 15,698	\$ 15.71	\$ 12,559	\$ 12.58




Community Development Department
Building Division - Commercial New Construction Plan Check
Effective Date - November 1, 2019

IBC/ICC Class	IBC/ICC Occupancy Type	Project Size Threshold	Construction Types: I A, I B		Construction Types: II A, III A, V A		Construction Types: II B, III B, IV, V B	
			Base Cost @ Threshold Size	Cost for Each Additional 100 s.f. *	Base Cost @ Threshold Size	Cost for Each Additional 100 s.f. *	Base Cost @ Threshold Size	Cost for Each Additional 100 s.f. *
H-3	High Hazard Combustible	200	\$ 3,013	\$ 301.88	\$ 2,512	\$ 251.38	\$ 2,012	\$ 200.50
-	-	1,000	\$ 5,428	\$ 240.80	\$ 4,523	\$ 200.70	\$ 3,616	\$ 160.90
-	-	2,000	\$ 7,836	\$ 120.60	\$ 6,530	\$ 100.50	\$ 5,225	\$ 80.35
-	-	4,000	\$ 10,248	\$ 40.18	\$ 8,540	\$ 33.50	\$ 6,832	\$ 26.80
-	-	10,000	\$ 12,659	\$ 24.13	\$ 10,550	\$ 20.09	\$ 8,440	\$ 16.07
		20,000	\$ 15,072	\$ 75.37	\$ 12,559	\$ 62.80	\$ 10,047	\$ 50.24
H-4	High Hazard Health Toxic	1,000	\$ 3,768	\$ 75.38	\$ 3,140	\$ 62.83	\$ 2,512	\$ 50.28
-	-	5,000	\$ 6,783	\$ 60.28	\$ 5,653	\$ 50.20	\$ 4,523	\$ 40.14
-	-	10,000	\$ 9,797	\$ 30.13	\$ 8,163	\$ 25.12	\$ 6,530	\$ 20.10
-	-	20,000	\$ 12,810	\$ 10.05	\$ 10,675	\$ 8.37	\$ 8,540	\$ 6.70
-	-	50,000	\$ 15,825	\$ 6.03	\$ 13,186	\$ 5.02	\$ 10,550	\$ 4.02
		100,000	\$ 18,838	\$ 18.85	\$ 15,698	\$ 15.71	\$ 12,559	\$ 12.58
H-5	High Hazard Semiconductor	1,000	\$ 3,768	\$ 75.38	\$ 3,140	\$ 62.83	\$ 2,512	\$ 50.28
-	-	5,000	\$ 6,783	\$ 60.28	\$ 5,653	\$ 50.20	\$ 4,523	\$ 40.14
-	-	10,000	\$ 9,797	\$ 30.13	\$ 8,163	\$ 25.12	\$ 6,530	\$ 20.10
-	-	20,000	\$ 12,810	\$ 10.05	\$ 10,675	\$ 8.37	\$ 8,540	\$ 6.70
-	-	50,000	\$ 15,825	\$ 6.03	\$ 13,186	\$ 5.02	\$ 10,550	\$ 4.02
		100,000	\$ 18,838	\$ 18.85	\$ 15,698	\$ 15.71	\$ 12,559	\$ 12.58
I-1	Institutional Supervised Care	1,000	\$ 3,768	\$ 94.23	\$ 3,140	\$ 78.50	\$ 2,512	\$ 62.80
-	-	5,000	\$ 7,537	\$ 75.30	\$ 6,280	\$ 62.84	\$ 5,024	\$ 50.26
-	-	10,000	\$ 11,302	\$ 37.70	\$ 9,422	\$ 31.37	\$ 7,537	\$ 25.10
-	-	20,000	\$ 15,072	\$ 12.55	\$ 12,559	\$ 10.46	\$ 10,047	\$ 8.37
-	-	50,000	\$ 18,838	\$ 7.54	\$ 15,698	\$ 6.28	\$ 12,559	\$ 5.03
		100,000	\$ 22,606	\$ 22.59	\$ 18,838	\$ 18.85	\$ 15,072	\$ 15.08
I-2	Institutional Hospitals	1,000	\$ 3,768	\$ 94.23	\$ 3,140	\$ 78.50	n.a.	n.a.
-	-	5,000	\$ 7,537	\$ 75.30	\$ 6,280	\$ 62.84	n.a.	n.a.
-	-	10,000	\$ 11,302	\$ 37.70	\$ 9,422	\$ 31.37	n.a.	n.a.
-	-	20,000	\$ 15,072	\$ 12.55	\$ 12,559	\$ 10.46	n.a.	n.a.
-	-	50,000	\$ 18,838	\$ 7.54	\$ 15,698	\$ 6.28	n.a.	n.a.
		100,000	\$ 22,606	\$ 22.59	\$ 18,838	\$ 18.85	n.a.	n.a.
I-3	Institutional Restrained Care	5,000	\$ 3,768	\$ 18.85	\$ 3,140	\$ 15.70	\$ 2,512	\$ 12.56
-	-	25,000	\$ 7,537	\$ 15.06	\$ 6,280	\$ 12.57	\$ 5,024	\$ 10.05
-	-	50,000	\$ 11,302	\$ 7.54	\$ 9,422	\$ 6.27	\$ 7,537	\$ 5.02
-	-	100,000	\$ 15,072	\$ 2.51	\$ 12,559	\$ 2.09	\$ 10,047	\$ 1.67
-	-	250,000	\$ 18,838	\$ 1.51	\$ 15,698	\$ 1.26	\$ 12,559	\$ 0.99
I-4	Institutional Daycare >6	1,000	\$ 3,768	\$ 94.23	\$ 3,140	\$ 78.50	n.a.	n.a.
-	Convalescent Hospital	5,000	\$ 7,537	\$ 75.30	\$ 6,280	\$ 62.84	n.a.	n.a.
-	-	10,000	\$ 11,302	\$ 37.70	\$ 9,422	\$ 31.37	n.a.	n.a.
-	-	20,000	\$ 15,072	\$ 12.55	\$ 12,559	\$ 10.46	n.a.	n.a.
-	-	50,000	\$ 18,838	\$ 7.54	\$ 15,698	\$ 6.28	n.a.	n.a.
		100,000	\$ 22,606	\$ 22.59	\$ 18,838	\$ 18.85	n.a.	n.a.



Community Development Department
Building Division - Commercial New Construction Plan Check
Effective Date - November 1, 2019


IBC/ICC Class	IBC/ICC Occupancy Type	Project Size Threshold	Construction Types: I A, I B		Construction Types: II A, III A, V A		Construction Types: II B, III B, IV, V B	
			Base Cost @ Threshold Size	Cost for Each Additional 100 s.f. *	Base Cost @ Threshold Size	Cost for Each Additional 100 s.f. *	Base Cost @ Threshold Size	Cost for Each Additional 100 s.f. *
M	Mercantile	500	\$ 3,768	\$ 188.45	\$ 3,140	\$ 157.00	\$ 2,512	\$ 125.60
-	-	2,500	\$ 7,537	\$ 150.60	\$ 6,280	\$ 125.68	\$ 5,024	\$ 100.52
-	-	5,000	\$ 11,302	\$ 75.40	\$ 9,422	\$ 62.74	\$ 7,537	\$ 50.20
-	-	10,000	\$ 15,072	\$ 25.11	\$ 12,559	\$ 20.93	\$ 10,047	\$ 16.75
-	-	25,000	\$ 18,838	\$ 15.07	\$ 15,698	\$ 12.56	\$ 12,559	\$ 10.05
		50,000	\$ 22,606	\$ 45.23	\$ 18,838	\$ 37.68	\$ 15,072	\$ 30.13
M	Retail Tenant Improvements	500	\$ 2,259	\$ 90.65	\$ 1,885	\$ 75.25	\$ 1,508	\$ 60.15
-	-	2,500	\$ 4,072	\$ 72.28	\$ 3,390	\$ 60.32	\$ 2,711	\$ 48.36
-	-	5,000	\$ 5,879	\$ 36.16	\$ 4,898	\$ 30.14	\$ 3,920	\$ 24.08
-	-	10,000	\$ 7,687	\$ 12.05	\$ 6,405	\$ 10.06	\$ 5,124	\$ 8.04
-	-	25,000	\$ 9,495	\$ 7.23	\$ 7,914	\$ 6.03	\$ 6,330	\$ 4.83
		50,000	\$ 11,302	\$ 22.59	\$ 9,422	\$ 18.85	\$ 7,537	\$ 15.08
M	Store - Shell Building	1,000	\$ 3,013	\$ 60.38	\$ 2,512	\$ 50.28	\$ 2,012	\$ 40.10
-	-	5,000	\$ 5,428	\$ 48.16	\$ 4,523	\$ 40.14	\$ 3,616	\$ 32.18
-	-	10,000	\$ 7,836	\$ 24.12	\$ 6,530	\$ 20.10	\$ 5,225	\$ 16.07
-	-	20,000	\$ 10,248	\$ 8.04	\$ 8,540	\$ 6.70	\$ 6,832	\$ 5.36
-	-	50,000	\$ 12,659	\$ 4.83	\$ 10,550	\$ 4.02	\$ 8,440	\$ 3.21
		100,000	\$ 15,072	\$ 15.08	\$ 12,559	\$ 12.58	\$ 10,047	\$ 10.04
R-1	Transient - Hotel / Motel	2,000	\$ 3,768	\$ 58.40	\$ 3,140	\$ 48.69	\$ 2,512	\$ 38.94
-	-	10,000	\$ 8,440	\$ 46.70	\$ 7,035	\$ 38.90	\$ 5,627	\$ 31.16
-	-	20,000	\$ 13,110	\$ 23.37	\$ 10,925	\$ 19.49	\$ 8,743	\$ 15.57
-	-	40,000	\$ 17,784	\$ 7.79	\$ 14,822	\$ 6.49	\$ 11,856	\$ 5.19
-	-	100,000	\$ 22,458	\$ 4.67	\$ 18,713	\$ 3.89	\$ 14,971	\$ 3.12
		200,000	\$ 27,128	\$ 13.58	\$ 22,606	\$ 11.31	\$ 18,086	\$ 9.04
R-2	Apartment / Condo >2 Units	1,000	\$ 3,768	\$ 94.23	\$ 3,140	\$ 78.50	\$ 2,512	\$ 62.80
-	-	5,000	\$ 7,537	\$ 75.30	\$ 6,280	\$ 62.84	\$ 5,024	\$ 50.26
-	-	10,000	\$ 11,302	\$ 37.70	\$ 9,422	\$ 31.37	\$ 7,537	\$ 25.10
-	-	20,000	\$ 15,072	\$ 12.55	\$ 12,559	\$ 10.46	\$ 10,047	\$ 8.37
-	-	50,000	\$ 18,838	\$ 7.54	\$ 15,698	\$ 6.28	\$ 12,559	\$ 5.03
		100,000	\$ 22,606	\$ 22.59	\$ 18,838	\$ 18.85	\$ 15,072	\$ 15.08
R-3.1	24 Hour Care < 6 Persons	1,000	\$ 3,768	\$ 94.23	\$ 3,140	\$ 78.50	\$ 2,512	\$ 62.80
-	-	5,000	\$ 7,537	\$ 75.30	\$ 6,280	\$ 62.84	\$ 5,024	\$ 50.26
-	-	10,000	\$ 11,302	\$ 37.70	\$ 9,422	\$ 31.37	\$ 7,537	\$ 25.10
-	-	20,000	\$ 15,072	\$ 12.55	\$ 12,559	\$ 10.46	\$ 10,047	\$ 8.37
-	-	50,000	\$ 18,838	\$ 7.54	\$ 15,698	\$ 6.28	\$ 12,559	\$ 5.03
-	-	100,000	\$ 22,606	\$ 22.59	\$ 18,838	\$ 18.85	\$ 15,072	\$ 15.08
S-1	Mod Haz. (Comb.) Storage	1,000	\$ 3,013	\$ 60.38	\$ 2,512	\$ 50.28	\$ 2,012	\$ 40.10
-	-	5,000	\$ 5,428	\$ 48.16	\$ 4,523	\$ 40.14	\$ 3,616	\$ 32.18
-	-	10,000	\$ 7,836	\$ 24.12	\$ 6,530	\$ 20.10	\$ 5,225	\$ 16.07
-	-	20,000	\$ 10,248	\$ 8.04	\$ 8,540	\$ 6.70	\$ 6,832	\$ 5.36
-	-	50,000	\$ 12,659	\$ 4.83	\$ 10,550	\$ 4.02	\$ 8,440	\$ 3.21
		100,000	\$ 15,072	\$ 15.08	\$ 12,559	\$ 12.58	\$ 10,047	\$ 10.04



Community Development Department
Building Division - Commercial New Construction Plan Check
Effective Date - November 1, 2019


IBC/ICC Class	IBC/ICC Occupancy Type	Project Size Threshold	Construction Types: I A, I B		Construction Types: II A, III A, V A		Construction Types: II B, III B, IV, V B	
			Base Cost @ Threshold Size	Cost for Each Additional 100 s.f. *	Base Cost @ Threshold Size	Cost for Each Additional 100 s.f. *	Base Cost @ Threshold Size	Cost for Each Additional 100 s.f. *
S-2	Low Haz. (Non-Com.) Storage	1,000	\$ 3,013	\$ 60.38	\$ 2,512	\$ 50.28	\$ 2,012	\$ 40.10
-	-	5,000	\$ 5,428	\$ 48.16	\$ 4,523	\$ 40.14	\$ 3,616	\$ 32.18
-	-	10,000	\$ 7,836	\$ 24.12	\$ 6,530	\$ 20.10	\$ 5,225	\$ 16.07
-	-	20,000	\$ 10,248	\$ 8.04	\$ 8,540	\$ 6.70	\$ 6,832	\$ 5.36
-	-	50,000	\$ 12,659	\$ 4.83	\$ 10,550	\$ 4.02	\$ 8,440	\$ 3.21
		100,000	\$ 15,072	\$ 15.08	\$ 12,559	\$ 12.58	\$ 10,047	\$ 10.04
U-1	Agriculture Building	200	\$ 1,698	\$ 117.38	\$ 1,417	\$ 97.38	\$ 1,134	\$ 77.75
-	-	1,000	\$ 2,637	\$ 93.20	\$ 2,196	\$ 78.00	\$ 1,756	\$ 62.60
-	-	2,000	\$ 3,569	\$ 46.75	\$ 2,976	\$ 38.95	\$ 2,382	\$ 31.10
-	-	4,000	\$ 4,504	\$ 15.62	\$ 3,755	\$ 12.98	\$ 3,004	\$ 10.38
-	-	10,000	\$ 5,441	\$ 9.35	\$ 4,534	\$ 7.78	\$ 3,627	\$ 6.24
		20,000	\$ 6,376	\$ 31.89	\$ 5,312	\$ 26.56	\$ 4,251	\$ 21.24
-	Miscellaneous Shell Buildings	1,000	\$ 3,013	\$ 60.38	\$ 2,512	\$ 50.28	\$ 2,012	\$ 40.10
-	-	5,000	\$ 5,428	\$ 48.16	\$ 4,523	\$ 40.14	\$ 3,616	\$ 32.18
-	-	10,000	\$ 7,836	\$ 24.12	\$ 6,530	\$ 20.10	\$ 5,225	\$ 16.07
-	-	20,000	\$ 10,248	\$ 8.04	\$ 8,540	\$ 6.70	\$ 6,832	\$ 5.36
-	-	50,000	\$ 12,659	\$ 4.83	\$ 10,550	\$ 4.02	\$ 8,440	\$ 3.21
		100,000	\$ 15,072	\$ 15.08	\$ 12,559	\$ 12.58	\$ 10,047	\$ 10.04
-	Lab / R&D - Shell Building	1,000	\$ 3,013	\$ 60.38	\$ 2,512	\$ 50.28	\$ 2,012	\$ 40.10
-	-	5,000	\$ 5,428	\$ 48.16	\$ 4,523	\$ 40.14	\$ 3,616	\$ 32.18
-	-	10,000	\$ 7,836	\$ 24.12	\$ 6,530	\$ 20.10	\$ 5,225	\$ 16.07
-	-	20,000	\$ 10,248	\$ 8.04	\$ 8,540	\$ 6.70	\$ 6,832	\$ 5.36
-	-	50,000	\$ 12,659	\$ 4.83	\$ 10,550	\$ 4.02	\$ 8,440	\$ 3.21
		100,000	\$ 15,072	\$ 15.08	\$ 12,559	\$ 12.58	\$ 10,047	\$ 10.04

* Each additional 100 square feet, or portion thereof, up to the next highest project size threshold.




Community Development Department
Building Division - Commercial New Construction Inspection
Effective Date - November 1, 2019

IBC/ICC Class	IBC/ICC Occupancy Type	Project Size Threshold	Construction Types: I A, I B		Construction Types: II A, III A, V A		Construction Types: II B, III B, IV, V B	
			Base Cost @ Threshold Size	Cost for Each Additional 100 s.f. *	Base Cost @ Threshold Size	Cost for Each Additional 100 s.f. *	Base Cost @ Threshold Size	Cost for Each Additional 100 s.f. *
A-1	Assembly Fixed Seating	2,000	\$ 4,616	\$ 35.11	\$ 3,847	\$ 29.28	\$ 3,077	\$ 23.40
-	-	10,000	\$ 7,425	\$ 48.80	\$ 6,189	\$ 40.63	\$ 4,949	\$ 32.53
-	-	20,000	\$ 12,305	\$ 8.38	\$ 10,252	\$ 6.99	\$ 8,202	\$ 5.59
-	-	40,000	\$ 13,981	\$ 2.33	\$ 11,649	\$ 1.94	\$ 9,320	\$ 1.55
-	-	100,000	\$ 15,376	\$ 1.69	\$ 12,814	\$ 1.41	\$ 10,250	\$ 1.13
		200,000	\$ 17,070	\$ 8.53	\$ 14,227	\$ 7.12	\$ 11,378	\$ 5.69
A-2	Assembly Food / Drink	300	\$ 5,497	\$ 235.25	\$ 4,584	\$ 196.00	\$ 3,664	\$ 156.83
-	-	1,500	\$ 8,320	\$ 364.67	\$ 6,936	\$ 303.73	\$ 5,546	\$ 243.20
-	-	3,000	\$ 13,790	\$ 62.40	\$ 11,492	\$ 51.93	\$ 9,194	\$ 41.57
-	-	6,000	\$ 15,662	\$ 17.51	\$ 13,050	\$ 14.62	\$ 10,441	\$ 11.68
-	-	15,000	\$ 17,238	\$ 12.47	\$ 14,366	\$ 10.37	\$ 11,492	\$ 8.31
		30,000	\$ 19,108	\$ 63.69	\$ 15,922	\$ 53.06	\$ 12,738	\$ 42.48
A-2	Restaurant Tenant Improvements	500	\$ 2,868	\$ 73.85	\$ 2,392	\$ 61.55	\$ 1,913	\$ 49.20
-	-	2,500	\$ 4,345	\$ 114.16	\$ 3,623	\$ 95.04	\$ 2,897	\$ 76.08
-	-	5,000	\$ 7,199	\$ 19.58	\$ 5,999	\$ 16.30	\$ 4,799	\$ 13.00
-	-	10,000	\$ 8,178	\$ 5.47	\$ 6,814	\$ 4.58	\$ 5,449	\$ 3.67
		25,000	\$ 8,999	\$ 3.91	\$ 7,501	\$ 3.25	\$ 6,000	\$ 2.60
		50,000	\$ 9,977	\$ 19.93	\$ 8,314	\$ 16.64	\$ 6,651	\$ 13.32
A-2	Restaurant - Shell Building	1,000	\$ 2,486	\$ 31.93	\$ 2,068	\$ 26.68	\$ 1,658	\$ 21.33
-	-	5,000	\$ 3,763	\$ 49.48	\$ 3,135	\$ 41.24	\$ 2,511	\$ 32.96
-	-	10,000	\$ 6,237	\$ 8.48	\$ 5,197	\$ 7.05	\$ 4,159	\$ 5.64
-	-	20,000	\$ 7,085	\$ 2.37	\$ 5,902	\$ 1.98	\$ 4,723	\$ 1.58
-	-	50,000	\$ 7,795	\$ 1.69	\$ 6,497	\$ 1.40	\$ 5,197	\$ 1.12
		100,000	\$ 8,639	\$ 8.62	\$ 7,199	\$ 7.19	\$ 5,759	\$ 5.76
A-3	Assembly Worship / Other	1,000	\$ 4,153	\$ 53.35	\$ 3,462	\$ 44.45	\$ 2,771	\$ 35.55
-	-	5,000	\$ 6,287	\$ 82.68	\$ 5,240	\$ 68.84	\$ 4,193	\$ 55.10
-	-	10,000	\$ 10,421	\$ 14.13	\$ 8,682	\$ 11.79	\$ 6,948	\$ 9.43
-	-	20,000	\$ 11,834	\$ 3.97	\$ 9,861	\$ 3.32	\$ 7,891	\$ 2.64
-	-	50,000	\$ 13,025	\$ 2.83	\$ 10,857	\$ 2.36	\$ 8,684	\$ 1.89
		100,000	\$ 14,442	\$ 14.43	\$ 12,036	\$ 12.07	\$ 9,628	\$ 9.63
A-4	Assembly Indoor Sporting	1,000	\$ 4,296	\$ 55.10	\$ 3,579	\$ 46.00	\$ 2,863	\$ 36.83
-	-	5,000	\$ 6,500	\$ 85.46	\$ 5,419	\$ 71.18	\$ 4,336	\$ 56.90
-	-	10,000	\$ 10,773	\$ 14.61	\$ 8,978	\$ 12.19	\$ 7,181	\$ 9.77
-	-	20,000	\$ 12,234	\$ 4.11	\$ 10,197	\$ 3.42	\$ 8,158	\$ 2.74
-	-	50,000	\$ 13,468	\$ 2.92	\$ 11,223	\$ 2.43	\$ 8,979	\$ 1.95
		100,000	\$ 14,927	\$ 14.92	\$ 12,440	\$ 12.45	\$ 9,952	\$ 9.94
A-5	Assembly Outdoor	1,000	\$ 4,296	\$ 55.10	\$ 3,579	\$ 46.00	\$ 2,863	\$ 36.83
-	-	5,000	\$ 6,500	\$ 85.46	\$ 5,419	\$ 71.18	\$ 4,336	\$ 56.90
-	-	10,000	\$ 10,773	\$ 14.61	\$ 8,978	\$ 12.19	\$ 7,181	\$ 9.77
-	-	20,000	\$ 12,234	\$ 4.11	\$ 10,197	\$ 3.42	\$ 8,158	\$ 2.74
-	-	50,000	\$ 13,468	\$ 2.92	\$ 11,223	\$ 2.43	\$ 8,979	\$ 1.95
		100,000	\$ 14,927	\$ 14.92	\$ 12,440	\$ 12.45	\$ 9,952	\$ 9.94




Community Development Department
Building Division - Commercial New Construction Inspection
Effective Date - November 1, 2019

IBC/ICC Class	IBC/ICC Occupancy Type	Project Size Threshold	Construction Types: I A, I B		Construction Types: II A, III A, V A		Construction Types: II B, III B, IV, V B	
			Base Cost @ Threshold Size	Cost for Each Additional 100 s.f. *	Base Cost @ Threshold Size	Cost for Each Additional 100 s.f. *	Base Cost @ Threshold Size	Cost for Each Additional 100 s.f. *
B	Banks	500	\$ 5,129	\$ 131.70	\$ 4,274	\$ 109.60	\$ 3,419	\$ 87.80
-	-	2,500	\$ 7,763	\$ 203.88	\$ 6,466	\$ 170.12	\$ 5,175	\$ 135.96
-	-	5,000	\$ 12,860	\$ 34.92	\$ 10,719	\$ 29.08	\$ 8,574	\$ 23.28
-	-	10,000	\$ 14,606	\$ 9.79	\$ 12,173	\$ 8.15	\$ 9,738	\$ 6.53
-	-	25,000	\$ 16,074	\$ 6.98	\$ 13,395	\$ 5.80	\$ 10,717	\$ 4.64
		50,000	\$ 17,819	\$ 35.64	\$ 14,845	\$ 29.68	\$ 11,878	\$ 23.75
B	Laundromat	200	\$ 3,363	\$ 216.00	\$ 2,804	\$ 179.63	\$ 2,243	\$ 144.00
-	-	1,000	\$ 5,091	\$ 334.60	\$ 4,241	\$ 279.00	\$ 3,395	\$ 222.80
-	-	2,000	\$ 8,437	\$ 57.30	\$ 7,031	\$ 47.80	\$ 5,623	\$ 38.25
-	-	4,000	\$ 9,583	\$ 16.03	\$ 7,987	\$ 13.38	\$ 6,388	\$ 10.72
-	-	10,000	\$ 10,545	\$ 11.48	\$ 8,790	\$ 9.55	\$ 7,031	\$ 7.63
		20,000	\$ 11,693	\$ 58.46	\$ 9,745	\$ 48.72	\$ 7,794	\$ 38.99
B	Medical Office	500	\$ 5,129	\$ 131.70	\$ 4,274	\$ 109.60	\$ 3,419	\$ 87.80
-	-	2,500	\$ 7,763	\$ 203.88	\$ 6,466	\$ 170.12	\$ 5,175	\$ 135.96
-	-	5,000	\$ 12,860	\$ 34.92	\$ 10,719	\$ 29.08	\$ 8,574	\$ 23.28
-	-	10,000	\$ 14,606	\$ 9.79	\$ 12,173	\$ 8.15	\$ 9,738	\$ 6.53
-	-	25,000	\$ 16,074	\$ 6.98	\$ 13,395	\$ 5.80	\$ 10,717	\$ 4.64
		50,000	\$ 17,819	\$ 35.64	\$ 14,845	\$ 29.68	\$ 11,878	\$ 23.75
B	Medical Office Tenant Improvements	500	\$ 1,709	\$ 43.95	\$ 1,425	\$ 36.50	\$ 1,139	\$ 29.30
-	-	2,500	\$ 2,588	\$ 67.96	\$ 2,155	\$ 58.24	\$ 1,725	\$ 45.36
-	-	5,000	\$ 4,287	\$ 11.62	\$ 3,611	\$ 8.90	\$ 2,859	\$ 7.74
-	-	10,000	\$ 4,868	\$ 3.26	\$ 4,056	\$ 2.72	\$ 3,246	\$ 2.18
-	-	25,000	\$ 5,357	\$ 2.33	\$ 4,464	\$ 1.94	\$ 3,573	\$ 1.54
		50,000	\$ 5,939	\$ 11.86	\$ 4,949	\$ 9.88	\$ 3,959	\$ 7.92
B	Offices	1,000	\$ 5,085	\$ 65.20	\$ 4,235	\$ 54.40	\$ 3,389	\$ 43.53
-	-	5,000	\$ 7,693	\$ 101.14	\$ 6,411	\$ 84.28	\$ 5,130	\$ 67.38
-	-	10,000	\$ 12,750	\$ 17.31	\$ 10,625	\$ 14.45	\$ 8,499	\$ 11.57
-	-	20,000	\$ 14,481	\$ 4.86	\$ 12,070	\$ 4.04	\$ 9,656	\$ 3.23
-	-	50,000	\$ 15,939	\$ 3.45	\$ 13,283	\$ 2.88	\$ 10,625	\$ 2.30
		100,000	\$ 17,665	\$ 17.65	\$ 14,721	\$ 14.71	\$ 11,776	\$ 11.79
B	Office Tenant Improvements	500	\$ 911	\$ 109.60	\$ 759	\$ 91.40	\$ 608	\$ 73.20
-	-	1,000	\$ 1,459	\$ 18.70	\$ 1,216	\$ 15.58	\$ 974	\$ 12.43
-	-	5,000	\$ 2,207	\$ 29.04	\$ 1,839	\$ 24.20	\$ 1,471	\$ 19.40
-	-	10,000	\$ 3,659	\$ 5.00	\$ 3,049	\$ 4.15	\$ 2,441	\$ 3.32
-	-	20,000	\$ 4,159	\$ 1.40	\$ 3,464	\$ 1.17	\$ 2,773	\$ 0.93
-	-	50,000	\$ 4,580	\$ 0.97	\$ 3,814	\$ 0.82	\$ 3,051	\$ 0.65
		100,000	\$ 5,066	\$ 5.07	\$ 4,225	\$ 4.21	\$ 3,378	\$ 3.38
B	Medical Offices - Shell Building	1,000	\$ 3,966	\$ 50.93	\$ 3,306	\$ 42.40	\$ 2,643	\$ 33.95
-	-	5,000	\$ 6,003	\$ 78.88	\$ 5,002	\$ 65.74	\$ 4,001	\$ 52.62
-	-	10,000	\$ 9,947	\$ 13.50	\$ 8,289	\$ 11.30	\$ 6,632	\$ 9.03
-	-	20,000	\$ 11,297	\$ 3.81	\$ 9,419	\$ 3.16	\$ 7,535	\$ 2.53
-	-	50,000	\$ 12,440	\$ 2.68	\$ 10,368	\$ 2.23	\$ 8,293	\$ 1.78
		100,000	\$ 13,780	\$ 13.78	\$ 11,483	\$ 11.49	\$ 9,185	\$ 9.18




Community Development Department
Building Division - Commercial New Construction Inspection
Effective Date - November 1, 2019

IBC/ICC Class	IBC/ICC Occupancy Type	Project Size Threshold	Construction Types: I A, I B		Construction Types: II A, III A, V A		Construction Types: II B, III B, IV, V B	
			Base Cost @ Threshold Size	Cost for Each Additional 100 s.f. *	Base Cost @ Threshold Size	Cost for Each Additional 100 s.f. *	Base Cost @ Threshold Size	Cost for Each Additional 100 s.f. *
B	Office - Shell Building	1,000	\$ 3,781	\$ 48.50	\$ 3,152	\$ 40.35	\$ 2,519	\$ 32.33
-	-	5,000	\$ 5,721	\$ 75.18	\$ 4,766	\$ 62.72	\$ 3,812	\$ 50.22
-	-	10,000	\$ 9,480	\$ 12.90	\$ 7,902	\$ 10.71	\$ 6,323	\$ 8.56
-	-	20,000	\$ 10,770	\$ 3.59	\$ 8,973	\$ 3.00	\$ 7,179	\$ 2.39
-	-	50,000	\$ 11,847	\$ 2.57	\$ 9,872	\$ 2.14	\$ 7,896	\$ 1.71
		100,000	\$ 13,132	\$ 13.11	\$ 10,943	\$ 10.94	\$ 8,753	\$ 8.76
E	Education > 6 Persons	1,000	\$ 2,348	\$ 30.18	\$ 1,957	\$ 25.13	\$ 1,567	\$ 20.08
-	-	5,000	\$ 3,555	\$ 46.74	\$ 2,962	\$ 38.98	\$ 2,370	\$ 31.16
-	-	10,000	\$ 5,892	\$ 8.02	\$ 4,911	\$ 6.67	\$ 3,928	\$ 5.33
-	-	20,000	\$ 6,694	\$ 2.25	\$ 5,578	\$ 1.87	\$ 4,461	\$ 1.51
-	-	50,000	\$ 7,368	\$ 1.61	\$ 6,140	\$ 1.34	\$ 4,913	\$ 1.07
		100,000	\$ 8,173	\$ 8.15	\$ 6,811	\$ 6.81	\$ 5,447	\$ 5.44
E	Daycare > 6 > 2 1/2 years old	1,000	\$ 1,657	\$ 21.25	\$ 1,381	\$ 17.78	\$ 1,105	\$ 14.18
-	-	5,000	\$ 2,507	\$ 32.92	\$ 2,092	\$ 27.42	\$ 1,672	\$ 21.98
-	-	10,000	\$ 4,153	\$ 5.66	\$ 3,463	\$ 4.71	\$ 2,771	\$ 3.77
-	-	20,000	\$ 4,719	\$ 1.58	\$ 3,934	\$ 1.31	\$ 3,148	\$ 1.04
-	-	50,000	\$ 5,192	\$ 1.12	\$ 4,326	\$ 0.94	\$ 3,461	\$ 0.75
		100,000	\$ 5,754	\$ 5.76	\$ 4,794	\$ 4.80	\$ 3,837	\$ 3.85
F-1	Factory Moderate Hazard	1,000	\$ 4,130	\$ 52.95	\$ 3,438	\$ 44.25	\$ 2,751	\$ 35.35
-	-	5,000	\$ 6,248	\$ 82.10	\$ 5,208	\$ 68.46	\$ 4,165	\$ 54.74
-	-	10,000	\$ 10,353	\$ 14.07	\$ 8,631	\$ 11.69	\$ 6,902	\$ 9.36
-	-	20,000	\$ 11,760	\$ 3.93	\$ 9,800	\$ 3.28	\$ 7,838	\$ 2.64
-	-	50,000	\$ 12,940	\$ 2.80	\$ 10,784	\$ 2.33	\$ 8,629	\$ 1.86
		100,000	\$ 14,339	\$ 14.36	\$ 11,949	\$ 11.94	\$ 9,559	\$ 9.55
F-2	Factory Low Hazard	1,000	\$ 5,017	\$ 64.38	\$ 4,181	\$ 53.73	\$ 3,343	\$ 43.00
-	-	5,000	\$ 7,592	\$ 99.90	\$ 6,330	\$ 83.18	\$ 5,063	\$ 66.54
-	-	10,000	\$ 12,587	\$ 17.04	\$ 10,489	\$ 14.21	\$ 8,390	\$ 11.38
-	-	20,000	\$ 14,291	\$ 4.80	\$ 11,910	\$ 3.99	\$ 9,528	\$ 3.20
-	-	50,000	\$ 15,732	\$ 3.43	\$ 13,108	\$ 2.87	\$ 10,489	\$ 2.29
		100,000	\$ 17,449	\$ 17.44	\$ 14,542	\$ 14.54	\$ 11,633	\$ 11.64
H-1	High Hazard Explosion	1,000	\$ 3,490	\$ 44.80	\$ 2,906	\$ 37.38	\$ 2,326	\$ 29.83
-	-	5,000	\$ 5,282	\$ 69.36	\$ 4,401	\$ 57.82	\$ 3,519	\$ 46.28
-	-	10,000	\$ 8,750	\$ 11.88	\$ 7,292	\$ 9.90	\$ 5,833	\$ 7.93
-	-	20,000	\$ 9,938	\$ 3.33	\$ 8,282	\$ 2.76	\$ 6,626	\$ 2.22
-	-	50,000	\$ 10,937	\$ 2.38	\$ 9,111	\$ 1.99	\$ 7,292	\$ 1.59
		100,000	\$ 12,129	\$ 12.14	\$ 10,108	\$ 10.12	\$ 8,085	\$ 8.08
H-2	High Hazard Acc. Burning	1,000	\$ 3,490	\$ 44.80	\$ 2,906	\$ 37.38	\$ 2,326	\$ 29.83
-	-	5,000	\$ 5,282	\$ 69.36	\$ 4,401	\$ 57.82	\$ 3,519	\$ 46.28
-	-	10,000	\$ 8,750	\$ 11.88	\$ 7,292	\$ 9.90	\$ 5,833	\$ 7.93
-	-	20,000	\$ 9,938	\$ 3.33	\$ 8,282	\$ 2.76	\$ 6,626	\$ 2.22
-	-	50,000	\$ 10,937	\$ 2.38	\$ 9,111	\$ 1.99	\$ 7,292	\$ 1.59
		100,000	\$ 12,129	\$ 12.14	\$ 10,108	\$ 10.12	\$ 8,085	\$ 8.08




Community Development Department
Building Division - Commercial New Construction Inspection
Effective Date - November 1, 2019

IBC/ICC Class	IBC/ICC Occupancy Type	Project Size Threshold	Construction Types: I A, I B		Construction Types: II A, III A, V A		Construction Types: II B, III B, IV, V B	
			Base Cost @ Threshold Size	Cost for Each Additional 100 s.f. *	Base Cost @ Threshold Size	Cost for Each Additional 100 s.f. *	Base Cost @ Threshold Size	Cost for Each Additional 100 s.f. *
H-3	High Hazard Combustible	200	\$ 3,456	\$ 221.25	\$ 2,878	\$ 184.63	\$ 2,302	\$ 148.00
-	-	1,000	\$ 5,226	\$ 343.70	\$ 4,355	\$ 286.20	\$ 3,486	\$ 228.70
-	-	2,000	\$ 8,663	\$ 58.65	\$ 7,217	\$ 48.95	\$ 5,773	\$ 39.25
-	-	4,000	\$ 9,836	\$ 16.53	\$ 8,196	\$ 13.78	\$ 6,558	\$ 11.00
-	-	10,000	\$ 10,828	\$ 11.76	\$ 9,023	\$ 9.81	\$ 7,218	\$ 7.84
		20,000	\$ 12,004	\$ 60.01	\$ 10,004	\$ 50.01	\$ 8,002	\$ 40.00
H-4	High Hazard Health Toxic	1,000	\$ 4,467	\$ 57.43	\$ 3,725	\$ 47.83	\$ 2,980	\$ 38.20
-	-	5,000	\$ 6,764	\$ 88.88	\$ 5,638	\$ 74.12	\$ 4,508	\$ 59.32
-	-	10,000	\$ 11,208	\$ 15.23	\$ 9,344	\$ 12.66	\$ 7,474	\$ 10.14
-	-	20,000	\$ 12,731	\$ 4.29	\$ 10,610	\$ 3.56	\$ 8,488	\$ 2.86
-	-	50,000	\$ 14,017	\$ 3.02	\$ 11,679	\$ 2.52	\$ 9,347	\$ 2.01
		100,000	\$ 15,528	\$ 15.54	\$ 12,940	\$ 12.95	\$ 10,351	\$ 10.36
H-5	High Hazard Semiconductor	1,000	\$ 5,435	\$ 69.75	\$ 4,529	\$ 58.13	\$ 3,624	\$ 46.43
-	-	5,000	\$ 8,225	\$ 108.06	\$ 6,854	\$ 90.06	\$ 5,481	\$ 72.12
-	-	10,000	\$ 13,628	\$ 18.54	\$ 11,357	\$ 15.43	\$ 9,087	\$ 12.32
-	-	20,000	\$ 15,482	\$ 5.19	\$ 12,900	\$ 4.33	\$ 10,319	\$ 3.47
-	-	50,000	\$ 17,039	\$ 3.72	\$ 14,199	\$ 3.10	\$ 11,359	\$ 2.48
		100,000	\$ 18,899	\$ 18.90	\$ 15,748	\$ 15.75	\$ 12,597	\$ 12.61
I-1	Institutional Supervised Care	1,000	\$ 4,120	\$ 52.88	\$ 3,431	\$ 44.13	\$ 2,746	\$ 35.33
-	-	5,000	\$ 6,235	\$ 81.94	\$ 5,196	\$ 68.26	\$ 4,159	\$ 54.56
-	-	10,000	\$ 10,332	\$ 14.02	\$ 8,609	\$ 11.70	\$ 6,887	\$ 9.38
-	-	20,000	\$ 11,734	\$ 3.94	\$ 9,779	\$ 3.27	\$ 7,825	\$ 2.61
-	-	50,000	\$ 12,916	\$ 2.81	\$ 10,760	\$ 2.35	\$ 8,609	\$ 1.88
		100,000	\$ 14,322	\$ 14.33	\$ 11,937	\$ 11.92	\$ 9,549	\$ 9.54
I-2	Institutional Hospitals	1,000	\$ 5,580	\$ 71.65	\$ 4,648	\$ 59.78	n.a.	n.a.
-	-	5,000	\$ 8,446	\$ 110.98	\$ 7,039	\$ 92.48	n.a.	n.a.
-	-	10,000	\$ 13,995	\$ 19.05	\$ 11,663	\$ 15.84	n.a.	n.a.
-	-	20,000	\$ 15,900	\$ 5.31	\$ 13,247	\$ 4.43	n.a.	n.a.
-	-	50,000	\$ 17,493	\$ 3.80	\$ 14,576	\$ 3.18	n.a.	n.a.
		100,000	\$ 19,393	\$ 19.41	\$ 16,164	\$ 16.16	n.a.	n.a.
I-3	Institutional Restrained Care	5,000	\$ 5,251	\$ 13.49	\$ 4,376	\$ 11.24	\$ 3,500	\$ 8.99
-	-	25,000	\$ 7,948	\$ 20.87	\$ 6,623	\$ 17.39	\$ 5,298	\$ 13.92
-	-	50,000	\$ 13,165	\$ 3.60	\$ 10,970	\$ 3.00	\$ 8,778	\$ 2.39
-	-	100,000	\$ 14,964	\$ 1.00	\$ 12,469	\$ 0.83	\$ 9,975	\$ 0.66
-	-	250,000	\$ 16,459	\$ 0.71	\$ 13,714	\$ 0.59	\$ 10,970	\$ 0.48
I-4	Institutional Daycare > 6	1,000	\$ 3,462	\$ 44.45	\$ 2,885	\$ 37.05	n.a.	n.a.
-	Convalescent Hospital	5,000	\$ 5,240	\$ 68.84	\$ 4,367	\$ 57.42	n.a.	n.a.
-	-	10,000	\$ 8,682	\$ 11.79	\$ 7,238	\$ 9.82	n.a.	n.a.
-	-	20,000	\$ 9,861	\$ 3.32	\$ 8,220	\$ 2.75	n.a.	n.a.
-	-	50,000	\$ 10,857	\$ 2.36	\$ 9,046	\$ 1.97	n.a.	n.a.
		100,000	\$ 12,036	\$ 12.07	\$ 10,030	\$ 10.03	n.a.	n.a.



Community Development Department
Building Division - Commercial New Construction Inspection
Effective Date - November 1, 2019


IBC/ICC Class	IBC/ICC Occupancy Type	Project Size Threshold	Construction Types: I A, I B		Construction Types: II A, III A, V A		Construction Types: II B, III B, IV, V B	
			Base Cost @ Threshold Size	Cost for Each Additional 100 s.f. *	Base Cost @ Threshold Size	Cost for Each Additional 100 s.f. *	Base Cost @ Threshold Size	Cost for Each Additional 100 s.f. *
M	Mercantile	500	\$ 4,120	\$ 105.75	\$ 3,431	\$ 88.25	\$ 2,746	\$ 70.50
-	-	2,500	\$ 6,235	\$ 163.92	\$ 5,196	\$ 136.52	\$ 4,156	\$ 109.28
-	-	5,000	\$ 10,333	\$ 28.02	\$ 8,609	\$ 23.40	\$ 6,888	\$ 18.74
-	-	10,000	\$ 11,734	\$ 7.88	\$ 9,779	\$ 6.54	\$ 7,825	\$ 5.23
-	-	25,000	\$ 12,916	\$ 5.60	\$ 10,760	\$ 4.67	\$ 8,609	\$ 3.74
		50,000	\$ 14,316	\$ 28.63	\$ 11,927	\$ 23.88	\$ 9,543	\$ 19.06
M	Retail Tenant Improvements	500	\$ 2,028	\$ 52.05	\$ 1,689	\$ 43.35	\$ 1,350	\$ 34.85
-	-	2,500	\$ 3,069	\$ 80.64	\$ 2,556	\$ 67.24	\$ 2,047	\$ 53.68
-	-	5,000	\$ 5,085	\$ 13.80	\$ 4,237	\$ 11.52	\$ 3,389	\$ 9.20
-	-	10,000	\$ 5,775	\$ 3.86	\$ 4,813	\$ 3.22	\$ 3,849	\$ 2.59
-	-	25,000	\$ 6,354	\$ 2.75	\$ 5,296	\$ 2.29	\$ 4,237	\$ 1.83
		50,000	\$ 7,041	\$ 14.08	\$ 5,868	\$ 11.73	\$ 4,694	\$ 9.39
M	Store - Shell Building	1,000	\$ 3,888	\$ 50.03	\$ 3,241	\$ 41.60	\$ 2,594	\$ 33.28
-	-	5,000	\$ 5,889	\$ 77.28	\$ 4,905	\$ 64.50	\$ 3,925	\$ 51.54
-	-	10,000	\$ 9,753	\$ 13.27	\$ 8,130	\$ 11.03	\$ 6,502	\$ 8.85
-	-	20,000	\$ 11,080	\$ 3.70	\$ 9,233	\$ 3.09	\$ 7,387	\$ 2.47
-	-	50,000	\$ 12,189	\$ 2.66	\$ 10,160	\$ 2.21	\$ 8,129	\$ 1.77
		100,000	\$ 13,521	\$ 13.52	\$ 11,267	\$ 11.28	\$ 9,014	\$ 9.01
R-1	Transient - Hotel / Motel	2,000	\$ 12,499	\$ 80.23	\$ 10,416	\$ 66.85	\$ 8,334	\$ 53.46
-	-	10,000	\$ 18,917	\$ 124.31	\$ 15,764	\$ 103.58	\$ 12,611	\$ 82.87
-	-	20,000	\$ 31,348	\$ 21.28	\$ 26,122	\$ 17.74	\$ 20,898	\$ 14.19
-	-	40,000	\$ 35,604	\$ 5.97	\$ 29,669	\$ 4.98	\$ 23,736	\$ 3.98
-	-	100,000	\$ 39,186	\$ 4.25	\$ 32,654	\$ 3.54	\$ 26,122	\$ 2.83
		200,000	\$ 43,435	\$ 21.71	\$ 36,198	\$ 18.09	\$ 28,956	\$ 14.47
R-2	Apartment / Condo >2 Units	1,000	\$ 2,682	\$ 34.40	\$ 2,238	\$ 28.63	\$ 1,788	\$ 22.93
-	-	5,000	\$ 4,058	\$ 53.46	\$ 3,383	\$ 44.48	\$ 2,705	\$ 35.64
-	-	10,000	\$ 6,731	\$ 9.07	\$ 5,607	\$ 7.61	\$ 4,487	\$ 6.06
-	-	20,000	\$ 7,638	\$ 2.56	\$ 6,368	\$ 2.12	\$ 5,093	\$ 1.71
-	-	50,000	\$ 8,405	\$ 1.85	\$ 7,005	\$ 1.54	\$ 5,605	\$ 1.23
		100,000	\$ 9,328	\$ 9.34	\$ 7,775	\$ 7.77	\$ 6,221	\$ 6.21
R-3.1	24 Hour Care < 6 Persons	1,000	\$ 3,175	\$ 40.73	\$ 2,646	\$ 33.93	\$ 2,116	\$ 27.13
	-	5,000	\$ 4,804	\$ 63.16	\$ 4,003	\$ 52.64	\$ 3,201	\$ 42.12
	-	10,000	\$ 7,962	\$ 10.82	\$ 6,635	\$ 9.02	\$ 5,307	\$ 7.22
-	-	20,000	\$ 9,044	\$ 3.03	\$ 7,537	\$ 2.52	\$ 6,029	\$ 2.02
-	-	50,000	\$ 9,952	\$ 2.18	\$ 8,293	\$ 1.82	\$ 6,634	\$ 1.45
		100,000	\$ 11,041	\$ 11.05	\$ 9,202	\$ 9.19	\$ 7,360	\$ 7.36
S-1	Mod. Haz. (Comb.) Storage	1,000	\$ 2,489	\$ 31.98	\$ 2,076	\$ 26.60	\$ 1,659	\$ 21.33
-	-	5,000	\$ 3,768	\$ 49.52	\$ 3,140	\$ 41.32	\$ 2,512	\$ 33.02
-	-	10,000	\$ 6,244	\$ 8.47	\$ 5,206	\$ 7.01	\$ 4,163	\$ 5.63
-	-	20,000	\$ 7,091	\$ 2.37	\$ 5,907	\$ 1.98	\$ 4,726	\$ 1.59
-	-	50,000	\$ 7,801	\$ 1.71	\$ 6,500	\$ 1.42	\$ 5,203	\$ 1.14
		100,000	\$ 8,655	\$ 8.65	\$ 7,212	\$ 7.20	\$ 5,771	\$ 5.78



Community Development Department
Building Division - Commercial New Construction Inspection
Effective Date - November 1, 2019


IBC/ICC Class	IBC/ICC Occupancy Type	Project Size Threshold	Construction Types: I A, I B		Construction Types: II A, III A, V A		Construction Types: II B, III B, IV, V B	
			Base Cost @ Threshold Size	Cost for Each Additional 100 s.f. *	Base Cost @ Threshold Size	Cost for Each Additional 100 s.f. *	Base Cost @ Threshold Size	Cost for Each Additional 100 s.f. *
S-2	Low Haz. (Non-Com.) Storage	1,000	\$ 2,697	\$ 34.58	\$ 2,246	\$ 28.88	\$ 1,797	\$ 23.03
-	-	5,000	\$ 4,080	\$ 53.56	\$ 3,401	\$ 44.62	\$ 2,718	\$ 35.74
-	-	10,000	\$ 6,758	\$ 9.24	\$ 5,632	\$ 7.67	\$ 4,505	\$ 6.16
-	-	20,000	\$ 7,682	\$ 2.58	\$ 6,399	\$ 2.16	\$ 5,121	\$ 1.72
-	-	50,000	\$ 8,455	\$ 1.84	\$ 7,047	\$ 1.52	\$ 5,637	\$ 1.22
		100,000	\$ 9,373	\$ 9.37	\$ 7,809	\$ 7.81	\$ 6,248	\$ 6.25
U-1	Agriculture Building	200	\$ 1,150	\$ 73.88	\$ 957	\$ 61.50	\$ 766	\$ 49.50
-	-	1,000	\$ 1,741	\$ 114.40	\$ 1,449	\$ 95.60	\$ 1,162	\$ 76.30
-	-	2,000	\$ 2,885	\$ 19.65	\$ 2,405	\$ 16.35	\$ 1,925	\$ 13.05
-	-	4,000	\$ 3,278	\$ 5.50	\$ 2,732	\$ 4.55	\$ 2,186	\$ 3.65
-	-	10,000	\$ 3,608	\$ 3.91	\$ 3,005	\$ 3.28	\$ 2,405	\$ 2.60
		20,000	\$ 3,999	\$ 19.97	\$ 3,333	\$ 16.67	\$ 2,665	\$ 13.35
-	Miscellaneous Shell Buildings	1,000	\$ 3,966	\$ 50.93	\$ 3,306	\$ 42.40	\$ 2,643	\$ 33.95
-	-	5,000	\$ 6,003	\$ 78.88	\$ 5,002	\$ 65.74	\$ 4,001	\$ 52.62
-	-	10,000	\$ 9,947	\$ 13.50	\$ 8,289	\$ 11.30	\$ 6,632	\$ 9.03
-	-	20,000	\$ 11,297	\$ 3.81	\$ 9,419	\$ 3.16	\$ 7,535	\$ 2.53
-	-	50,000	\$ 12,440	\$ 2.68	\$ 10,368	\$ 2.23	\$ 8,293	\$ 1.78
		100,000	\$ 13,780	\$ 13.78	\$ 11,483	\$ 11.49	\$ 9,185	\$ 9.18
-	Lab / R&D - Shell Building	1,000	\$ 219	\$ 2.80	\$ 184	\$ 2.33	\$ 145	\$ 1.88
-	-	5,000	\$ 331	\$ 4.36	\$ 277	\$ 3.58	\$ 220	\$ 2.90
-	-	10,000	\$ 549	\$ 0.77	\$ 456	\$ 0.65	\$ 365	\$ 0.53
-	-	20,000	\$ 626	\$ 0.22	\$ 521	\$ 0.18	\$ 418	\$ 0.14
-	-	50,000	\$ 691	\$ 0.13	\$ 576	\$ 0.11	\$ 460	\$ 0.09
		100,000	\$ 756	\$ 0.77	\$ 629	\$ 0.63	\$ 504	\$ 0.51

* Each additional 100 square feet, or portion thereof, up to the next highest project size threshold.




Community Development Department
Building Division - Commercial New Construction Plan Check and Inspection
Effective Date - November 1, 2019

IBC/CC Class	IBC/CC Occupancy Type	Project Size Threshold	Construction Types: I A, I B		Construction Types: II A, III A, V A		Construction Types: II B, III B, IV, V B	
			Base Cost @ Threshold Size	Cost for Each Additional 100 s.f. *	Base Cost @ Threshold Size	Cost for Each Additional 100 s.f. *	Base Cost @ Threshold Size	Cost for Each Additional 100 s.f. *
A-1	Assembly Fixed Seating	2,000	\$ 8,384	\$ 101.06	\$ 6,987	\$ 84.24	\$ 5,589	\$ 67.36
-	-	10,000	\$ 16,469	\$ 101.55	\$ 13,726	\$ 84.59	\$ 10,978	\$ 67.68
-	-	20,000	\$ 26,624	\$ 34.75	\$ 22,185	\$ 28.96	\$ 17,746	\$ 23.19
-	-	40,000	\$ 33,573	\$ 11.12	\$ 27,976	\$ 9.27	\$ 22,384	\$ 7.41
-	-	100,000	\$ 40,243	\$ 6.97	\$ 33,537	\$ 5.81	\$ 26,829	\$ 4.64
		200,000	\$ 47,213	\$ 23.61	\$ 39,344	\$ 19.70	\$ 31,473	\$ 15.73
A-2	Assembly Food / Drink	300	\$ 9,265	\$ 423.67	\$ 7,724	\$ 353.00	\$ 6,176	\$ 282.33
-	-	1,500	\$ 14,349	\$ 515.33	\$ 11,960	\$ 429.33	\$ 9,564	\$ 343.73
-	-	3,000	\$ 22,079	\$ 137.77	\$ 18,400	\$ 114.73	\$ 14,720	\$ 91.87
-	-	6,000	\$ 26,212	\$ 42.62	\$ 21,842	\$ 35.54	\$ 17,476	\$ 28.40
-	-	15,000	\$ 30,048	\$ 27.55	\$ 25,041	\$ 22.93	\$ 20,032	\$ 18.35
		30,000	\$ 34,180	\$ 113.93	\$ 28,481	\$ 94.92	\$ 22,785	\$ 75.96
A-2	Restaurant Tenant Improvements	500	\$ 5,127	\$ 164.50	\$ 4,277	\$ 136.80	\$ 3,421	\$ 109.35
-	-	2,500	\$ 8,417	\$ 186.44	\$ 7,013	\$ 155.36	\$ 5,608	\$ 124.44
-	-	5,000	\$ 13,078	\$ 55.74	\$ 10,897	\$ 46.44	\$ 8,719	\$ 37.08
-	-	10,000	\$ 15,865	\$ 17.53	\$ 13,219	\$ 14.64	\$ 10,573	\$ 11.71
-	-	25,000	\$ 18,494	\$ 11.14	\$ 15,415	\$ 9.28	\$ 12,330	\$ 7.43
		50,000	\$ 21,279	\$ 42.52	\$ 17,736	\$ 35.49	\$ 14,188	\$ 28.40
A-2	Restaurant - Shell Building	1,000	\$ 5,499	\$ 92.30	\$ 4,580	\$ 76.95	\$ 3,670	\$ 61.43
-	-	5,000	\$ 9,191	\$ 97.64	\$ 7,658	\$ 81.38	\$ 6,127	\$ 65.14
-	-	10,000	\$ 14,073	\$ 32.60	\$ 11,727	\$ 27.15	\$ 9,384	\$ 21.71
-	-	20,000	\$ 17,333	\$ 10.40	\$ 14,442	\$ 8.68	\$ 11,555	\$ 6.94
-	-	50,000	\$ 20,454	\$ 6.51	\$ 17,047	\$ 5.42	\$ 13,637	\$ 4.34
		100,000	\$ 23,711	\$ 23.70	\$ 19,758	\$ 19.77	\$ 15,806	\$ 15.80
A-3	Assembly Worship / Other	1,000	\$ 7,921	\$ 147.58	\$ 6,602	\$ 122.95	\$ 5,283	\$ 98.35
-	-	5,000	\$ 13,824	\$ 157.98	\$ 11,520	\$ 131.68	\$ 9,217	\$ 105.36
-	-	10,000	\$ 21,723	\$ 51.83	\$ 18,104	\$ 43.16	\$ 14,485	\$ 34.53
-	-	20,000	\$ 26,906	\$ 16.52	\$ 22,420	\$ 13.78	\$ 17,938	\$ 11.02
-	-	50,000	\$ 31,863	\$ 10.37	\$ 26,555	\$ 8.64	\$ 21,243	\$ 6.91
		100,000	\$ 37,048	\$ 37.02	\$ 30,874	\$ 30.92	\$ 24,700	\$ 24.71
A-4	Assembly Indoor Sporting	1,000	\$ 8,064	\$ 149.33	\$ 6,719	\$ 124.50	\$ 5,375	\$ 99.63
-	-	5,000	\$ 14,037	\$ 160.76	\$ 11,699	\$ 134.02	\$ 9,360	\$ 107.16
-	-	10,000	\$ 22,075	\$ 52.31	\$ 18,400	\$ 43.56	\$ 14,718	\$ 34.87
-	-	20,000	\$ 27,306	\$ 16.67	\$ 22,756	\$ 13.88	\$ 18,205	\$ 11.11
-	-	50,000	\$ 32,306	\$ 10.45	\$ 26,921	\$ 8.71	\$ 21,538	\$ 6.97
		100,000	\$ 37,533	\$ 37.51	\$ 31,278	\$ 31.30	\$ 25,024	\$ 25.02
A-5	Assembly Outdoor	1,000	\$ 8,064	\$ 149.33	\$ 6,719	\$ 124.50	\$ 5,375	\$ 99.63
-	-	5,000	\$ 14,037	\$ 160.76	\$ 11,699	\$ 134.02	\$ 9,360	\$ 107.16
-	-	10,000	\$ 22,075	\$ 52.31	\$ 18,400	\$ 43.56	\$ 14,718	\$ 34.87
-	-	20,000	\$ 27,306	\$ 16.67	\$ 22,756	\$ 13.88	\$ 18,205	\$ 11.11
-	-	50,000	\$ 32,306	\$ 10.45	\$ 26,921	\$ 8.71	\$ 21,538	\$ 6.97
		100,000	\$ 37,533	\$ 37.51	\$ 31,278	\$ 31.30	\$ 25,024	\$ 25.02




Community Development Department
Building Division - Commercial New Construction Plan Check and Inspection
Effective Date - November 1, 2019

IBC/CC Class	IBC/CC Occupancy Type	Project Size Threshold	Construction Types: I A, I B		Construction Types: II A, III A, V A		Construction Types: II B, III B, IV, V B	
			Base Cost @ Threshold Size	Cost for Each Additional 100 s.f. *	Base Cost @ Threshold Size	Cost for Each Additional 100 s.f. *	Base Cost @ Threshold Size	Cost for Each Additional 100 s.f. *
B	Banks	500	\$ 8,142	\$ 290.15	\$ 6,786	\$ 241.50	\$ 5,431	\$ 193.20
-	-	2,500	\$ 13,945	\$ 330.48	\$ 11,616	\$ 275.56	\$ 9,295	\$ 220.40
-	-	5,000	\$ 22,207	\$ 98.16	\$ 18,505	\$ 81.88	\$ 14,805	\$ 65.46
-	-	10,000	\$ 27,115	\$ 30.90	\$ 22,599	\$ 25.73	\$ 18,078	\$ 20.59
-	-	25,000	\$ 31,750	\$ 19.63	\$ 26,459	\$ 16.34	\$ 21,166	\$ 13.08
		50,000	\$ 36,657	\$ 73.32	\$ 30,543	\$ 61.08	\$ 24,437	\$ 48.87
B	Laundromat	200	\$ 7,131	\$ 498.63	\$ 5,944	\$ 415.13	\$ 4,755	\$ 332.25
-	-	1,000	\$ 11,120	\$ 560.60	\$ 9,265	\$ 467.40	\$ 7,413	\$ 373.60
-	-	2,000	\$ 16,726	\$ 170.35	\$ 13,939	\$ 142.00	\$ 11,149	\$ 113.70
-	-	4,000	\$ 20,133	\$ 53.70	\$ 16,779	\$ 44.77	\$ 13,423	\$ 35.80
-	-	10,000	\$ 23,355	\$ 34.10	\$ 19,465	\$ 28.39	\$ 15,571	\$ 22.70
		20,000	\$ 26,765	\$ 133.83	\$ 22,304	\$ 111.52	\$ 17,841	\$ 89.23
B	Medical Office	500	\$ 8,897	\$ 282.45	\$ 7,414	\$ 235.19	\$ 5,931	\$ 188.35
-	-	2,500	\$ 14,546	\$ 324.44	\$ 12,119	\$ 270.52	\$ 9,698	\$ 216.24
-	-	5,000	\$ 22,657	\$ 95.18	\$ 18,882	\$ 79.32	\$ 15,104	\$ 63.48
-	-	10,000	\$ 27,416	\$ 29.89	\$ 22,848	\$ 24.89	\$ 18,278	\$ 19.93
-	-	25,000	\$ 31,899	\$ 19.03	\$ 26,581	\$ 15.85	\$ 21,267	\$ 12.68
		50,000	\$ 36,657	\$ 73.32	\$ 30,543	\$ 58.22	\$ 24,437	\$ 48.87
B	Medical Office Tenant Improvements	500	\$ 3,595	\$ 119.20	\$ 2,995	\$ 99.35	\$ 2,397	\$ 79.40
-	-	2,500	\$ 5,979	\$ 128.28	\$ 4,982	\$ 108.44	\$ 3,985	\$ 85.56
-	-	5,000	\$ 9,186	\$ 41.74	\$ 7,693	\$ 34.04	\$ 6,124	\$ 27.80
-	-	10,000	\$ 11,273	\$ 13.32	\$ 9,395	\$ 11.07	\$ 7,514	\$ 8.90
-	-	25,000	\$ 13,271	\$ 8.35	\$ 11,056	\$ 6.97	\$ 8,849	\$ 5.56
		50,000	\$ 15,359	\$ 30.72	\$ 12,798	\$ 25.58	\$ 10,239	\$ 20.50
B	Offices	1,000	\$ 8,853	\$ 159.43	\$ 7,375	\$ 132.90	\$ 5,901	\$ 106.33
-	-	5,000	\$ 15,230	\$ 176.44	\$ 12,691	\$ 147.12	\$ 10,154	\$ 117.64
-	-	10,000	\$ 24,052	\$ 55.01	\$ 20,047	\$ 45.82	\$ 16,036	\$ 36.67
-	-	20,000	\$ 29,553	\$ 17.41	\$ 24,629	\$ 14.51	\$ 19,703	\$ 11.60
-	-	50,000	\$ 34,777	\$ 10.99	\$ 28,981	\$ 9.16	\$ 23,184	\$ 7.33
		100,000	\$ 40,271	\$ 40.24	\$ 33,559	\$ 33.56	\$ 26,848	\$ 26.87
B	Office Tenant Improvements	500	\$ 1,822	\$ 304.40	\$ 1,518	\$ 253.80	\$ 1,216	\$ 203.20
-	-	1,000	\$ 4,092	\$ 76.12	\$ 3,410	\$ 63.43	\$ 2,729	\$ 50.75
-	-	5,000	\$ 5,975	\$ 66.74	\$ 4,979	\$ 55.60	\$ 3,983	\$ 44.52
-	-	10,000	\$ 9,312	\$ 23.84	\$ 7,759	\$ 19.85	\$ 6,209	\$ 15.88
-	-	20,000	\$ 11,696	\$ 7.69	\$ 9,744	\$ 6.41	\$ 7,797	\$ 5.11
-	-	50,000	\$ 14,002	\$ 4.73	\$ 11,666	\$ 3.96	\$ 9,331	\$ 3.17
		100,000	\$ 16,368	\$ 16.38	\$ 13,647	\$ 13.63	\$ 10,915	\$ 10.91
B	Medical Offices - Shell Building	1,000	\$ 6,979	\$ 111.30	\$ 5,818	\$ 92.68	\$ 4,655	\$ 74.05
-	-	5,000	\$ 11,431	\$ 127.04	\$ 9,525	\$ 105.88	\$ 7,617	\$ 84.80
-	-	10,000	\$ 17,783	\$ 37.62	\$ 14,819	\$ 31.40	\$ 11,857	\$ 25.10
-	-	20,000	\$ 21,545	\$ 11.85	\$ 17,959	\$ 9.86	\$ 14,367	\$ 7.89
-	-	50,000	\$ 25,099	\$ 7.51	\$ 20,918	\$ 6.25	\$ 16,733	\$ 5.00
		100,000	\$ 28,852	\$ 28.86	\$ 24,042	\$ 24.07	\$ 19,232	\$ 19.22




Community Development Department
Building Division - Commercial New Construction Plan Check and Inspection
Effective Date - November 1, 2019

IBC/CC Class	IBC/CC Occupancy Type	Project Size Threshold	Construction Types: I A, I B		Construction Types: II A, III A, V A		Construction Types: II B, III B, IV, V B	
			Base Cost @ Threshold Size	Cost for Each Additional 100 s.f. *	Base Cost @ Threshold Size	Cost for Each Additional 100 s.f. *	Base Cost @ Threshold Size	Cost for Each Additional 100 s.f. *
B	Office - Shell Building	1,000	\$ 6,794	\$ 108.88	\$ 5,664	\$ 90.63	\$ 4,531	\$ 72.43
-	-	5,000	\$ 11,149	\$ 123.34	\$ 9,289	\$ 102.86	\$ 7,428	\$ 82.40
-	-	10,000	\$ 17,316	\$ 37.02	\$ 14,432	\$ 30.81	\$ 11,548	\$ 24.63
-	-	20,000	\$ 21,018	\$ 11.63	\$ 17,513	\$ 9.70	\$ 14,011	\$ 7.75
-	-	50,000	\$ 24,506	\$ 7.40	\$ 20,422	\$ 6.16	\$ 16,336	\$ 4.93
		100,000	\$ 28,204	\$ 28.19	\$ 23,502	\$ 23.52	\$ 18,800	\$ 18.80
E	Education > 6 Persons	1,000	\$ 6,116	\$ 124.40	\$ 5,097	\$ 103.63	\$ 4,079	\$ 82.88
-	-	5,000	\$ 11,092	\$ 122.04	\$ 9,242	\$ 101.82	\$ 7,394	\$ 81.42
-	-	10,000	\$ 17,194	\$ 45.72	\$ 14,333	\$ 38.04	\$ 11,465	\$ 30.43
-	-	20,000	\$ 21,766	\$ 14.80	\$ 18,137	\$ 12.34	\$ 14,508	\$ 9.88
-	-	50,000	\$ 26,206	\$ 9.15	\$ 21,838	\$ 7.62	\$ 17,472	\$ 6.09
		100,000	\$ 30,779	\$ 30.74	\$ 25,649	\$ 25.66	\$ 20,519	\$ 20.52
E	Daycare > 6 > 2 1/2 years old	1,000	\$ 5,425	\$ 115.48	\$ 4,521	\$ 96.28	\$ 3,617	\$ 76.98
-	-	5,000	\$ 10,044	\$ 108.22	\$ 8,372	\$ 90.26	\$ 6,696	\$ 72.24
-	-	10,000	\$ 15,455	\$ 43.36	\$ 12,885	\$ 36.08	\$ 10,308	\$ 28.87
-	-	20,000	\$ 19,791	\$ 14.13	\$ 16,493	\$ 11.77	\$ 13,195	\$ 9.42
-	-	50,000	\$ 24,030	\$ 8.66	\$ 20,024	\$ 7.22	\$ 16,020	\$ 5.78
		100,000	\$ 28,360	\$ 28.35	\$ 23,632	\$ 23.65	\$ 18,909	\$ 18.93
F-1	Factory Moderate Hazard	1,000	\$ 7,898	\$ 147.18	\$ 6,578	\$ 122.75	\$ 5,263	\$ 98.15
-	-	5,000	\$ 13,785	\$ 157.40	\$ 11,488	\$ 131.30	\$ 9,189	\$ 105.00
-	-	10,000	\$ 21,655	\$ 51.77	\$ 18,053	\$ 43.06	\$ 14,439	\$ 34.46
-	-	20,000	\$ 26,832	\$ 16.49	\$ 22,359	\$ 13.74	\$ 17,885	\$ 11.01
-	-	50,000	\$ 31,778	\$ 10.33	\$ 26,482	\$ 8.61	\$ 21,188	\$ 6.89
		100,000	\$ 36,945	\$ 36.95	\$ 30,787	\$ 30.79	\$ 24,631	\$ 24.63
F-2	Factory Low Hazard	1,000	\$ 8,785	\$ 139.75	\$ 7,321	\$ 116.55	\$ 5,855	\$ 93.28
-	-	5,000	\$ 14,375	\$ 160.18	\$ 11,983	\$ 133.38	\$ 9,586	\$ 106.68
-	-	10,000	\$ 22,384	\$ 47.17	\$ 18,652	\$ 39.33	\$ 14,920	\$ 31.48
-	-	20,000	\$ 27,101	\$ 14.85	\$ 22,585	\$ 12.36	\$ 18,068	\$ 9.90
-	-	50,000	\$ 31,557	\$ 9.46	\$ 26,294	\$ 7.89	\$ 21,039	\$ 6.31
		100,000	\$ 36,287	\$ 36.29	\$ 30,240	\$ 30.25	\$ 24,192	\$ 24.22
H-1	High Hazard Explosion	1,000	\$ 7,258	\$ 120.18	\$ 6,046	\$ 100.20	\$ 4,838	\$ 80.10
-	-	5,000	\$ 12,065	\$ 129.64	\$ 10,054	\$ 108.02	\$ 8,042	\$ 86.42
-	-	10,000	\$ 18,547	\$ 42.01	\$ 15,455	\$ 35.02	\$ 12,363	\$ 28.03
-	-	20,000	\$ 22,748	\$ 13.38	\$ 18,957	\$ 11.13	\$ 15,166	\$ 8.92
-	-	50,000	\$ 26,762	\$ 8.41	\$ 22,297	\$ 7.02	\$ 17,842	\$ 5.60
		100,000	\$ 30,967	\$ 30.99	\$ 25,806	\$ 25.83	\$ 20,644	\$ 20.66
H-2	High Hazard Acc. Burning	1,000	\$ 7,258	\$ 120.18	\$ 6,046	\$ 100.20	\$ 4,838	\$ 80.10
-	-	5,000	\$ 12,065	\$ 129.64	\$ 10,054	\$ 108.02	\$ 8,042	\$ 86.42
-	-	10,000	\$ 18,547	\$ 42.01	\$ 15,455	\$ 35.02	\$ 12,363	\$ 28.03
-	-	20,000	\$ 22,748	\$ 13.38	\$ 18,957	\$ 11.13	\$ 15,166	\$ 8.92
-	-	50,000	\$ 26,762	\$ 8.41	\$ 22,297	\$ 7.02	\$ 17,842	\$ 5.60
		100,000	\$ 30,967	\$ 30.99	\$ 25,806	\$ 25.83	\$ 20,644	\$ 20.66




Community Development Department
Building Division - Commercial New Construction Plan Check and Inspection
Effective Date - November 1, 2019

IBC/CC Class	IBC/CC Occupancy Type	Project Size Threshold	Construction Types: I A, I B		Construction Types: II A, III A, V A		Construction Types: II B, III B, IV, V B	
			Base Cost @ Threshold Size	Cost for Each Additional 100 s.f. *	Base Cost @ Threshold Size	Cost for Each Additional 100 s.f. *	Base Cost @ Threshold Size	Cost for Each Additional 100 s.f. *
H-3	High Hazard Combustible	200	\$ 6,469	\$ 523.13	\$ 5,390	\$ 436.00	\$ 4,314	\$ 348.50
-	-	1,000	\$ 10,654	\$ 584.50	\$ 8,878	\$ 486.90	\$ 7,102	\$ 389.60
-	-	2,000	\$ 16,499	\$ 179.25	\$ 13,747	\$ 149.45	\$ 10,998	\$ 119.60
-	-	4,000	\$ 20,084	\$ 56.72	\$ 16,736	\$ 47.28	\$ 13,390	\$ 37.80
-	-	10,000	\$ 23,487	\$ 35.89	\$ 19,573	\$ 29.90	\$ 15,658	\$ 23.91
		20,000	\$ 27,076	\$ 135.38	\$ 22,563	\$ 112.81	\$ 18,049	\$ 90.24
H-4	High Hazard Health Toxic	1,000	\$ 8,235	\$ 132.80	\$ 6,865	\$ 110.65	\$ 5,492	\$ 88.48
-	-	5,000	\$ 13,547	\$ 149.16	\$ 11,291	\$ 124.32	\$ 9,031	\$ 99.46
-	-	10,000	\$ 21,005	\$ 45.36	\$ 17,507	\$ 37.78	\$ 14,004	\$ 30.24
-	-	20,000	\$ 25,541	\$ 14.34	\$ 21,285	\$ 11.93	\$ 17,028	\$ 9.56
-	-	50,000	\$ 29,842	\$ 9.05	\$ 24,865	\$ 7.55	\$ 19,897	\$ 6.03
		100,000	\$ 34,366	\$ 34.39	\$ 28,638	\$ 28.66	\$ 22,910	\$ 22.94
H-5	High Hazard Semiconductor	1,000	\$ 9,203	\$ 145.13	\$ 7,669	\$ 120.95	\$ 6,136	\$ 96.70
-	-	5,000	\$ 15,008	\$ 168.34	\$ 12,507	\$ 140.26	\$ 10,004	\$ 112.26
-	-	10,000	\$ 23,425	\$ 48.67	\$ 19,520	\$ 40.55	\$ 15,617	\$ 32.42
-	-	20,000	\$ 28,292	\$ 15.24	\$ 23,575	\$ 12.70	\$ 18,859	\$ 10.17
-	-	50,000	\$ 32,864	\$ 9.75	\$ 27,385	\$ 8.12	\$ 21,909	\$ 6.49
		100,000	\$ 37,737	\$ 37.75	\$ 31,446	\$ 31.46	\$ 25,156	\$ 25.19
I-1	Institutional Supervised Care	1,000	\$ 7,888	\$ 147.10	\$ 6,571	\$ 122.63	\$ 5,258	\$ 98.13
-	-	5,000	\$ 13,772	\$ 157.24	\$ 11,476	\$ 131.10	\$ 9,183	\$ 104.82
-	-	10,000	\$ 21,634	\$ 51.72	\$ 18,031	\$ 43.07	\$ 14,424	\$ 34.48
-	-	20,000	\$ 26,806	\$ 16.49	\$ 22,338	\$ 13.73	\$ 17,872	\$ 10.99
-	-	50,000	\$ 31,754	\$ 10.35	\$ 26,458	\$ 8.63	\$ 21,168	\$ 6.91
		100,000	\$ 36,928	\$ 36.92	\$ 30,775	\$ 30.77	\$ 24,621	\$ 24.62
I-2	Institutional Hospitals	1,000	\$ 9,348	\$ 165.88	\$ 7,788	\$ 138.28	n.a.	n.a.
-	-	5,000	\$ 15,983	\$ 186.28	\$ 13,319	\$ 155.32	n.a.	n.a.
-	-	10,000	\$ 25,297	\$ 56.75	\$ 21,085	\$ 47.21	n.a.	n.a.
-	-	20,000	\$ 30,972	\$ 17.86	\$ 25,806	\$ 14.89	n.a.	n.a.
-	-	50,000	\$ 36,331	\$ 11.34	\$ 30,274	\$ 9.46	n.a.	n.a.
		100,000	\$ 41,999	\$ 42.00	\$ 35,002	\$ 35.01	n.a.	n.a.
I-3	Institutional Restrained Care	5,000	\$ 9,019	\$ 32.33	\$ 7,516	\$ 26.94	\$ 6,012	\$ 21.55
-	-	25,000	\$ 15,485	\$ 35.93	\$ 12,903	\$ 29.96	\$ 10,322	\$ 23.97
-	-	50,000	\$ 24,467	\$ 11.14	\$ 20,392	\$ 9.27	\$ 16,315	\$ 7.41
-	-	100,000	\$ 30,036	\$ 3.51	\$ 25,028	\$ 2.92	\$ 20,022	\$ 2.34
-	-	250,000	\$ 35,297	\$ 2.22	\$ 29,412	\$ 1.85	\$ 23,529	\$ 1.47
I-4	Institutional Daycare > 6	1,000	\$ 7,230	\$ 138.68	\$ 6,025	\$ 115.55	n.a.	n.a.
-	Convalescent Hospital	5,000	\$ 12,777	\$ 144.14	\$ 10,647	\$ 120.26	n.a.	n.a.
-	-	10,000	\$ 19,984	\$ 49.49	\$ 16,660	\$ 41.19	n.a.	n.a.
-	-	20,000	\$ 24,933	\$ 15.87	\$ 20,779	\$ 13.22	n.a.	n.a.
-	-	50,000	\$ 29,695	\$ 9.89	\$ 24,744	\$ 8.25	n.a.	n.a.
		100,000	\$ 34,642	\$ 34.66	\$ 28,868	\$ 28.88	n.a.	n.a.



Community Development Department
Building Division - Commercial New Construction Plan Check and Inspection
Effective Date - November 1, 2019


IBC/CC Class	IBC/CC Occupancy Type	Project Size Threshold	Construction Types: I A, I B		Construction Types: II A, III A, V A		Construction Types: II B, III B, IV, V B	
			Base Cost @ Threshold Size	Cost for Each Additional 100 s.f. *	Base Cost @ Threshold Size	Cost for Each Additional 100 s.f. *	Base Cost @ Threshold Size	Cost for Each Additional 100 s.f. *
M	Mercantile	500	\$ 7,888	\$ 294.20	\$ 6,571	\$ 245.25	\$ 5,258	\$ 196.10
-	-	2,500	\$ 13,772	\$ 314.52	\$ 11,476	\$ 262.20	\$ 9,180	\$ 209.80
-	-	5,000	\$ 21,635	\$ 103.42	\$ 18,031	\$ 86.14	\$ 14,425	\$ 68.94
-	-	10,000	\$ 26,806	\$ 32.99	\$ 22,338	\$ 27.47	\$ 17,872	\$ 21.97
-	-	25,000	\$ 31,754	\$ 20.67	\$ 26,458	\$ 17.23	\$ 21,168	\$ 13.79
		50,000	\$ 36,922	\$ 73.86	\$ 30,765	\$ 61.56	\$ 24,615	\$ 49.19
M	Retail Tenant Improvements	500	\$ 4,287	\$ 142.70	\$ 3,574	\$ 118.60	\$ 2,858	\$ 95.00
-	-	2,500	\$ 7,141	\$ 152.92	\$ 5,946	\$ 127.56	\$ 4,758	\$ 102.04
-	-	5,000	\$ 10,964	\$ 49.96	\$ 9,135	\$ 41.66	\$ 7,309	\$ 33.28
-	-	10,000	\$ 13,462	\$ 15.91	\$ 11,218	\$ 13.28	\$ 8,973	\$ 10.63
-	-	25,000	\$ 15,849	\$ 9.98	\$ 13,210	\$ 8.32	\$ 10,567	\$ 6.66
		50,000	\$ 18,343	\$ 36.67	\$ 15,290	\$ 30.58	\$ 12,231	\$ 24.47
M	Store - Shell Building	1,000	\$ 6,901	\$ 110.40	\$ 5,753	\$ 91.88	\$ 4,606	\$ 73.38
-	-	5,000	\$ 11,317	\$ 125.44	\$ 9,428	\$ 104.64	\$ 7,541	\$ 83.72
-	-	10,000	\$ 17,589	\$ 37.39	\$ 14,660	\$ 31.13	\$ 11,727	\$ 24.92
-	-	20,000	\$ 21,328	\$ 11.73	\$ 17,773	\$ 9.79	\$ 14,219	\$ 7.83
-	-	50,000	\$ 24,848	\$ 7.49	\$ 20,710	\$ 6.23	\$ 16,569	\$ 4.98
		100,000	\$ 28,593	\$ 28.60	\$ 23,826	\$ 23.86	\$ 19,061	\$ 19.05
R-1	Transient - Hotel / Motel	2,000	\$ 16,267	\$ 138.63	\$ 13,556	\$ 115.54	\$ 10,846	\$ 92.40
-	-	10,000	\$ 27,357	\$ 171.01	\$ 22,799	\$ 142.48	\$ 18,238	\$ 114.03
-	-	20,000	\$ 44,458	\$ 44.65	\$ 37,047	\$ 37.22	\$ 29,641	\$ 29.76
-	-	40,000	\$ 53,388	\$ 13.76	\$ 44,491	\$ 11.46	\$ 35,592	\$ 9.17
-	-	100,000	\$ 61,644	\$ 8.92	\$ 51,367	\$ 7.44	\$ 41,093	\$ 5.95
		200,000	\$ 70,563	\$ 35.29	\$ 58,804	\$ 29.40	\$ 47,042	\$ 23.51
R-2	Apartment / Condo >2 Units	1,000	\$ 6,450	\$ 128.63	\$ 5,378	\$ 107.13	\$ 4,300	\$ 85.73
-	-	5,000	\$ 11,595	\$ 128.76	\$ 9,663	\$ 107.32	\$ 7,729	\$ 85.90
-	-	10,000	\$ 18,033	\$ 46.77	\$ 15,029	\$ 38.98	\$ 12,024	\$ 31.16
-	-	20,000	\$ 22,710	\$ 15.11	\$ 18,927	\$ 12.59	\$ 15,140	\$ 10.08
-	-	50,000	\$ 27,243	\$ 9.38	\$ 22,703	\$ 7.82	\$ 18,164	\$ 6.26
		100,000	\$ 31,934	\$ 31.93	\$ 26,613	\$ 26.62	\$ 21,293	\$ 21.29
R-3.1	24 Hour Care < 6 Persons	1,000	\$ 6,943	\$ 134.95	\$ 5,786	\$ 112.43	\$ 4,628	\$ 89.93
		5,000	\$ 12,341	\$ 138.46	\$ 10,283	\$ 115.48	\$ 8,225	\$ 92.38
		10,000	\$ 19,264	\$ 48.52	\$ 16,057	\$ 40.39	\$ 12,844	\$ 32.32
-	-	20,000	\$ 24,116	\$ 15.58	\$ 20,096	\$ 12.98	\$ 16,076	\$ 10.39
-	-	50,000	\$ 28,790	\$ 9.71	\$ 23,991	\$ 8.10	\$ 19,193	\$ 6.48
		100,000	\$ 33,647	\$ 33.64	\$ 28,040	\$ 28.04	\$ 22,432	\$ 22.44
S-1	Mod. Haz. (Comb.) Storage	1,000	\$ 5,502	\$ 92.35	\$ 4,588	\$ 76.88	\$ 3,671	\$ 61.43
-	-	5,000	\$ 9,196	\$ 97.68	\$ 7,663	\$ 81.46	\$ 6,128	\$ 65.20
-	-	10,000	\$ 14,080	\$ 32.59	\$ 11,736	\$ 27.11	\$ 9,388	\$ 21.70
-	-	20,000	\$ 17,339	\$ 10.40	\$ 14,447	\$ 8.68	\$ 11,558	\$ 6.95
-	-	50,000	\$ 20,460	\$ 6.53	\$ 17,050	\$ 5.44	\$ 13,643	\$ 4.35
		100,000	\$ 23,727	\$ 23.73	\$ 19,771	\$ 19.78	\$ 15,818	\$ 15.82



Community Development Department
Building Division - Commercial New Construction Plan Check and Inspection
Effective Date - November 1, 2019

IBC/CC Class	IBC/CC Occupancy Type	Project Size Threshold	Construction Types: I A, I B		Construction Types: II A, III A, V A		Construction Types: II B, III B, IV, V B	
			Base Cost @ Threshold Size	Cost for Each Additional 100 s.f. *	Base Cost @ Threshold Size	Cost for Each Additional 100 s.f. *	Base Cost @ Threshold Size	Cost for Each Additional 100 s.f. *
S-2	Low Haz. (Non-Com.) Storage	1,000	\$ 5,710	\$ 94.95	\$ 4,758	\$ 79.15	\$ 3,809	\$ 63.13
-	-	5,000	\$ 9,508	\$ 101.72	\$ 7,924	\$ 84.76	\$ 6,334	\$ 67.92
-	-	10,000	\$ 14,594	\$ 33.36	\$ 12,162	\$ 27.77	\$ 9,730	\$ 22.23
-	-	20,000	\$ 17,930	\$ 10.61	\$ 14,939	\$ 8.86	\$ 11,953	\$ 7.08
-	-	50,000	\$ 21,114	\$ 6.66	\$ 17,597	\$ 5.54	\$ 14,077	\$ 4.44
		100,000	\$ 24,445	\$ 24.45	\$ 20,368	\$ 20.39	\$ 16,295	\$ 16.29
U-1	Agriculture Building	200	\$ 2,848	\$ 191.25	\$ 2,374	\$ 158.88	\$ 1,900	\$ 127.25
-	-	1,000	\$ 4,378	\$ 207.60	\$ 3,645	\$ 173.60	\$ 2,918	\$ 138.90
-	-	2,000	\$ 6,454	\$ 66.40	\$ 5,381	\$ 55.30	\$ 4,307	\$ 44.15
-	-	4,000	\$ 7,782	\$ 21.12	\$ 6,487	\$ 17.53	\$ 5,190	\$ 14.03
-	-	10,000	\$ 9,049	\$ 13.26	\$ 7,539	\$ 11.06	\$ 6,032	\$ 8.84
		20,000	\$ 10,375	\$ 51.86	\$ 8,645	\$ 43.23	\$ 6,916	\$ 34.59
-	Miscellaneous Shell Buildings	1,000	\$ 6,979	\$ 111.30	\$ 5,818	\$ 92.68	\$ 4,655	\$ 74.05
-	-	5,000	\$ 11,431	\$ 127.04	\$ 9,525	\$ 105.88	\$ 7,617	\$ 84.80
-	-	10,000	\$ 17,783	\$ 37.62	\$ 14,819	\$ 31.40	\$ 11,857	\$ 25.10
-	-	20,000	\$ 21,545	\$ 11.85	\$ 17,959	\$ 9.86	\$ 14,367	\$ 7.89
-	-	50,000	\$ 25,099	\$ 7.51	\$ 20,918	\$ 6.25	\$ 16,733	\$ 5.00
		100,000	\$ 28,852	\$ 28.86	\$ 24,042	\$ 24.07	\$ 19,232	\$ 19.22
-	Lab / R&D - Shell Building	1,000	\$ 3,232	\$ 63.18	\$ 2,696	\$ 52.60	\$ 2,157	\$ 41.98
-	-	5,000	\$ 5,759	\$ 52.52	\$ 4,800	\$ 43.72	\$ 3,836	\$ 35.08
-	-	10,000	\$ 8,385	\$ 24.89	\$ 6,986	\$ 20.75	\$ 5,590	\$ 16.60
-	-	20,000	\$ 10,874	\$ 8.25	\$ 9,061	\$ 6.88	\$ 7,250	\$ 5.50
-	-	50,000	\$ 13,350	\$ 4.96	\$ 11,126	\$ 4.12	\$ 8,900	\$ 3.30
		100,000	\$ 15,828	\$ 15.85	\$ 13,188	\$ 13.21	\$ 10,551	\$ 10.55

* Each additional 100 square feet, or portion thereof, up to the next highest project size threshold.




**Community Development Department
Building Division - Miscellaneous Fees
Effective Date - November 1, 2019**

Description	Plan Check	Inspection	Total
Standard Hourly Rate	\$ 176.00	\$ 176.00	
Building Permit - Not otherwise listed (1 hr. minimum)	\$ -	\$ 176.00	\$ 176.00
Demolition	\$ -	\$ 355.00	\$ 355.00
Re Roofing			
<1,000 sq. ft.	\$ -	\$ 267.00	\$ 267.00
>1,000 sq. ft.	\$ -	\$ 531.00	\$ 531.00
Residential Addition			
<250 sq. ft.	\$ 352.00	\$ 528.00	\$ 880.00
250-499 sq. ft.	\$ 528.00	\$ 704.00	\$ 1,232.00
500-999 sq. ft.	\$ 880.00	\$ 1,408.00	\$ 2,288.00
>1,000 sq. ft.	\$ 1,056.00	\$ 1,584.00	\$ 2,640.00
Deck or Patio Cover			
<200 sq. ft.	\$ 176.00	\$ 176.00	\$ 352.00
200-499 sq. ft.	\$ 355.00	\$ 355.00	\$ 710.00
>500 sq. ft.	\$ 709.00	\$ 709.00	\$ 1,418.00
Remodel			
Bathroom/Kitchen	\$ 176.00	\$ 355.00	\$ 531.00
Both or more than one	\$ 176.00	\$ 531.00	\$ 707.00
Other	\$ 176.00	\$ 620.00	\$ 796.00
Re-Siding	\$ -	\$ 352.00	\$ 352.00
Sign	\$ 176.00	\$ 176.00	\$ 352.00
Single Family Dwelling, Duplex and Townhome Fire Sprinkler System			
<2,500 sq. ft.	\$ 176.00	\$ 176.00	\$ 352.00
>2,500 sq. ft.	\$ 353.00	\$ 353.00	\$ 706.00
Spa	\$ 176.00	\$ 355.00	\$ 531.00
Solar Panel Installations			
Roof top < 10 kilowatts	\$ 176.00	\$ 234.00	\$ 410.00
Roof top > 10 kilowatts and < 20 kilowatts	\$ 176.00	\$ 352.00	\$ 528.00
Roof top > 20 kilowatts	\$ 352.00	\$ 468.00	\$ 820.00
Window/Door Change-Out			
1 to 5 window(s)/door(s)	\$ -	\$ 176.00	\$ 176.00
5+ windows/doors	\$ -	\$ 352.00	\$ 352.00


Gas Permits - At hourly rates, one hour minimum.

Mobile Home Permit - At hourly rates, two hour minimum



**Community Development Department
Building Division - Miscellaneous Fees
Effective Date - November 1, 2019**

Description	Method of fee Calculation	2019 Fee
Inspections outside normal business hours	Hourly (1.5Xhourly)	\$ 230.00
Inspection Service-Nevada County	Hourly	\$ 176.00
Building Plan Revision Review	Hourly	\$ 176.00
Expedited Fee Estimate - Residential (If needed within 48-72 hours, otherwise free with 10-15 working day turnaround)	Per estimate (Residential Only)	\$ 15.00
Fee Estimate - Commercial	Per estimate (Commercial)	\$ 176.00
Re-Inspection fee (Section 108.8 of 2001 CBC)	One hour minimum	\$ 176.00
Inspection for which no fee is specifically indicated	One hour minimum	\$ 176.00
Property Owner Information-Written	Hourly Rate of Personnel	\$ 176.00
Preliminary Plan Review	Hourly	\$ 176.00
Temporary Certificate of Occupancy & Certificate of Occupancy (Approval for occupancy based upon inspection)	Per certificate/ residential/commercial	\$ 75.00
Expedited Temporary Certificate of Occupancy & Certificate of Occupancy (Approval for occupancy based upon inspection)	Per certificate/ residential/commercial	\$ 75.00
Condominium Conversion Review	Hourly rate per application and map review	\$ 176.00
Grading Plan Check	Hourly	\$ 176.00
Grading Inspection	Hourly	\$ 176.00
Record Retention Fee	\$x.x% of permit fee	2.5%
Plan Check Extension	Flat rate	\$ 97.00
Building Board of Appeal Review	Deposit	\$ 678.00
Relocated Building Inspection	Flat rate	\$ 1,452.00
Development Impact Fee Review	Administrative fee + development impact fee being processed on behalf of other public agencies (Originally based on 1/2 hour)	\$ 79.00
CA Energy Standard PC/Inspection	x.x% of plan check fee	15.0%
Building Permit Renewal	x.x% of permit fee	50.0%
Planning Plan Review- Commercial/Industrial/Multi-family	x.x% of Building plan review fee	25.0%
Seismic Fee - 1 to 3 Story Residential	As determined by State Dept of Conservation \$x.xx times valuation	0.013%
Seismic Fee - Over 3 Story Residential and all Commerical	As determined by State Dept of Conservation \$x.xx times valuation	0.028%
California Building Standards Administration Fee	0.004% of valuation (\$1 minimum)	0.004%
California Senate Bill 1186 Disability Access and Education Fee	Flat fee	\$ 4.00
Building Permit Refund Fee - Admin Fee	x.x% of permit fee. Apply only when project has not begun and written request is submitted prior to expiration of permit	25.0%
Plan Check Refund Fee - Admin Fee	Apply if plan check has not begun and plans are cancelled	25.0%
Property Owner Information-Verbal	No Charge if under 15 minutes	



**Community Development Department
Building Division - Miscellaneous Fees
Effective Date - November 1, 2019**

Mechanical, Plumbing and Electric Permit Fees		
Description	Method of fee Calculation	Fee
Natural Gas/Gas Meter Shed		\$ 193.00
Single - Mechanical, Electrical, Plumbing, Natural Gas		\$ 193.00
Two - Electric/Plumbing, Mechanical/Plumbing, or Mechanical/Electrical		\$ 289.00
Combo – Mechanical, Electric, and Plumbing		\$ 385.00
Record Retention Fee	Percentage of permit fee	2.50%